

FRSD Distance Learning: First Grade April 27 - May 1



Hello FRSD K-5 families! As we move forward with our new distance learning format, we hope to partner with you to make this transition as smooth as possible. We know that this is a stressful time for our students and we want to be sensitive to their (and your) needs. As such, at this time distance learning at the K-5 level is being rolled out slowly, with all of our families being considered.

A paper packet will be available via the links below, each Monday which will include a weekly lesson plan as well as work from both our ELA and Math curricula. Alternately, packets will be available for pickup on Mondays at the school. Teachers will be reaching out to you at least once weekly regarding the progress of your student in their classwork. Also available to families are the online supplemental resources linked to via the COVID-19 link on the FRSD webpage under "Supplemental Learning". Please reach out to your teacher with any questions, concerns, or feedback going forward. If the school closure is extended beyond the current timeline, we will reassess our plans as needed. Thank you for your continued partnership in your child's education!



Contact Information:

1. Teachers will be available from 8:00-4:00 each day.
2. If you are unable to reach a teacher for some reason, leave a message or send an email and they will get back to you within 24 hrs.
3. Please know that many of our teachers will be using Google Voice- this number may look unfamiliar when they call you

Differentiation/Extension/Supports:



1. We understand that you may need to provide your child with extra support or extension activities during this time.
2. If you are unable to access the online Differentiation/Extension document online, please communicate with your child's teacher for more ideas



FRSD Meal Plan:

1. FRSD is providing free meals (sack lunch & breakfast) to **anyone** 18 years or younger at the following locations in our community:
2. **VES Parking Lot:** Drive through from 11:00-12:30
3. There are 13 bus routes for meal delivery with a few stops per route. The stops/routes are listed here.

4. If you cannot make it to one of these locations and need meals delivered to your house please contact your school office by 8:00 AM of the day you need them delivered and let us know how many kids need a meal, your address and a phone number where you can be reached.

Stay Informed:

Please remember to check the Fern Ridge School District webpage for updates.
<https://www.fernridge.k12.or.us/>



Tristen Burns tburns@fernridge.k12.or.us 541-952-2374

Kasey Cutsforth kcutsforth@fernridge.k12.or.us 541-995-0804

Deanna Greene dgreene@fernridge.k12.or.us 541-991-6364 (Please use Remind App)

Rochelle Orme rorme@fernridge.k12.or.us 458-201-3136

Elizabeth Skenzick eskenzick@fernridge.k12.or.us 541-972-3950 or text through ClassDojo

WEEKLY MESSAGE from grade level teams: You made it through the first two weeks! Thank you for all your time and energy in helping your 1st grader through the packet. This week follows the same format as last week. As always, we want to hear your questions and help any way we can! --Your 1st grade teaching team

Mon. 4/27	Tues. 4/28	Wed. 4/29	Thurs. 4/30	Fri. 5/1
Assignments	Assignments	Assignments	Assignments	Assignments
<p>Writing: Weekend news - write about your weekend. What did you do (play board games, read a book, play outside, etc.)? Write 3 or more sentences with capitals, proper spacing, and end punctuation. Use page 2 in your packet.</p> <p>Math: Complete pages 3-4 in packet (problem set 11- topic: Add a multiple of 10 to a two-digit number) OPTIONAL watch this lesson online at https://embarc.online/mod/page/view.php?id=6152</p> <p>Reading: Using page 5 in packet, practice spelling words.</p> <p>10 minutes of Reading a book of your choice.</p> <p>PE: 30 minutes of activity--your choice from the PE activity log.</p>	<p>Writing: Complete the directed drawing on page 6 by following the steps. Add details from the story. Write 3 or more sentences using the sentence starter provided.</p> <p>Math: Complete pages 7-8 in packet (problem set 12- topic: Add two-digit numbers) OPTIONAL watch this lesson online at https://embarc.online/mod/page/view.php?id=6153</p> <p>Reading: Using page 5 in the packet, practice high-frequency words (listed on p. 1), like you did for spelling words.</p> <p>Read "A Tree is a Plant" starting on pg 120 of student book.</p> <p>PE: 30 minutes of activity--your choice from the PE activity log.</p>	<p>Writing: Choose one from the following 2 writing prompts...<u>Tell what it is or would be like to hike through a forest</u> or <u>make up a story about a bug on its first green leaf.</u> Write 3 or more sentences with capitals, proper spacing, and end punctuation. Use page 9 in packet.</p> <p>Math: Complete pages 10-11 in packet (problem set 13- topic: add two-digit numbers with ones greater than 10) OPTIONAL watch this lesson online at https://embarc.online/mod/page/view.php?id=6155</p> <p>Reading: Complete mid-week review on pages 12-13 of packet.</p> <p>Re-read "A Tree is a Plant." Use the Classroom Conversation to guide discussion about story on pg 150 (you do not need to record answers, but feel free to add to your writing journal!)</p> <p>PE: 30 minutes of activity--your choice from the PE activity log.</p>	<p>Writing: First the apple tree begins as a seed. Please write what happens next, then, and last on your journal page 14. Use page 148 in your Journeys book as a guide.</p> <p>Math: Complete pages 15-16 in packet (problem set 15- topic: add two digit numbers with drawings) OPTIONAL watch this lesson online at https://embarc.online/mod/page/view.php?id=6157</p> <p>Reading: Complete word work on pages 17-18 in packet.</p> <p>Re-read "A Tree is a Plant " OR read "Grow, Apples, Grow!" on page 152 of student book</p> <p>PE: 30 minutes of activity--your choice from the PE activity log.</p>	<p>Writing: Friday is free write! Write 3 or more sentences of your choice with capitals, proper spacing, and end punctuation. Use journal page 19 in packet.</p> <p>Math: complete pages 20-21 in packet (review pages)</p> <p>Reading: Read and answer the comprehension questions on pg 22 of packet.</p> <p>PE: 30 minutes of activity--your choice from the PE activity log.</p>

EXTRAS FOR THE WEEK (not required):

- Science lessons and videos at [MysteryScience.com/school-closure-planning](https://www.mysteryscience.com/school-closure-planning)
- Daily exploration of fun topics at [Scholastic.com/learnathome](https://www.scholastic.com/learnathome).
- IXL: Complete all "M" practice topics on Place Value. If finished with M, continue with "Q" practicing money. You can also practice social studies and science by logging into your IXL account.

Hello Parents!

You are all amazing - thank you for all you do. We completely understand how challenging this time is. We are here to support you and help any way we can. With that being said after talking with some of you, we have compiled a list of tips, answered some questions and included ideas to help with the packets.

Math - we know it will be challenging this week. Do what you can

- Use manipulatives (legos, make your own tens/ ones blocks, beads, etc)
- Make drawings
- Use the Embarc videos for 'how-to' teach the lesson - link locate on weekly lesson plan

Writing

- Your child should be doing all of the writing
- Let your child sound out as much as they can - if it is a tricky word or a name you can spell it for them, the rest should be 'kid writing'

Reading

- Look for sight words or tricky words to identify before you read the sentence
- Touch each word as you read the story

General

- We do not need the lesson plan sheet back - you can take it off and use it like a check off sheet
- Use Incentives to motivate your student for the day and/or the week.
 - Here are a few ideas - pick what's for dinner, have a dance party, pick the movie for movie night, have a pajama day, make a special craft, build a blanket fort, stay up 30 minutes past bedtime, extra outside time, get out of one chore, pick the cookie to make, cup of hot chocolate, extra piece of gum, backyard camp out, slumber party in the living room.



This Week at a glance

WEEK OF 4/27-5/1 MONDAY PG 1

Reading/Language Arts

LESSON 24

MAIN SELECTION



ESSENTIAL QUESTION

What happens to a tree as it grows?

COMPREHENSION

TARGET SKILL:
Sequence of Events
Figurative Language

TARGET STRATEGY:
Question

PHONICS

Vowel Digraphs
oo, ou, ew
More Spellings: ue, u, u_e

GRAMMAR

Indefinite
Pronouns

FLUENCY

Expression

SPELLING LIST

soon
new
noon
zoo
boot
too
moon
blew
soup
you
* grew
* scoop

HIGH FREQUENCY WORDS

ready
country
soil
kinds
earth
almost
covers
warms

WRITING

Narrative Writing:
Story
Focus Trait: Development

ORAL VOCABULARY



completely
gentle
lonely
recognize
reflection
settle

* BONUS WORDS ☺

Name _____

Date _____

MONDAY PAGE 2



The



I sat on
the mat.

c-a-t

.

Upper/lower case

finger space

sight words correct

sound out

punctuation

Name _____


Date _____

Solve using the pictures. Complete the number sentence to match.

<p>1.</p>	$54 + 20 = 74$
<p>2.</p>	$\underline{\quad} + \underline{\quad} = \underline{\quad}$
<p>3.</p>	$\underline{\quad} + \underline{\quad} = \underline{\quad}$
<p>4.</p>	$\underline{\quad} + \underline{\quad} = \underline{\quad}$

$$\begin{array}{r}
 64 + 30 = 94 \\
 \begin{array}{r}
 4 \quad 60 \\
 \wedge \\
 60 + 30 = 90 \\
 90 + 4 = 94
 \end{array}
 \end{array}$$

5. Solve.

<p>a. $47 + 40 = \underline{87}$</p>  <p>$40 + 40 = 80$ $80 + 7 = 87$</p>	<p>b. $57 + 30 = \underline{87}$</p> <p>(Think of 57 as 50 and 7)</p> <p>$50 + 30 = 80$ $80 + 7 = 87$</p>
<p>c. $35 + 30 = \underline{\quad}$</p>	<p>d. $35 + 50 = \underline{\quad}$</p>
<p>e. $30 + 63 = \underline{\quad}$</p>	<p>f. $40 + 39 = \underline{\quad}$</p>

6. Solve and explain your thinking to a partner.

a. $2 + 50 = \underline{\quad}$

b. $58 + 40 = \underline{\quad}$

c. $48 + \underline{\quad} = 98$

d. $60 + \underline{\quad} = 86$

Name _____

Journeys Common Core
1st grade Spelling and Vocabulary Activities

Lesson 24 – A Tree is a Plant
Spelling Activities
(Choose three in a row like 'tic-tac-toe')

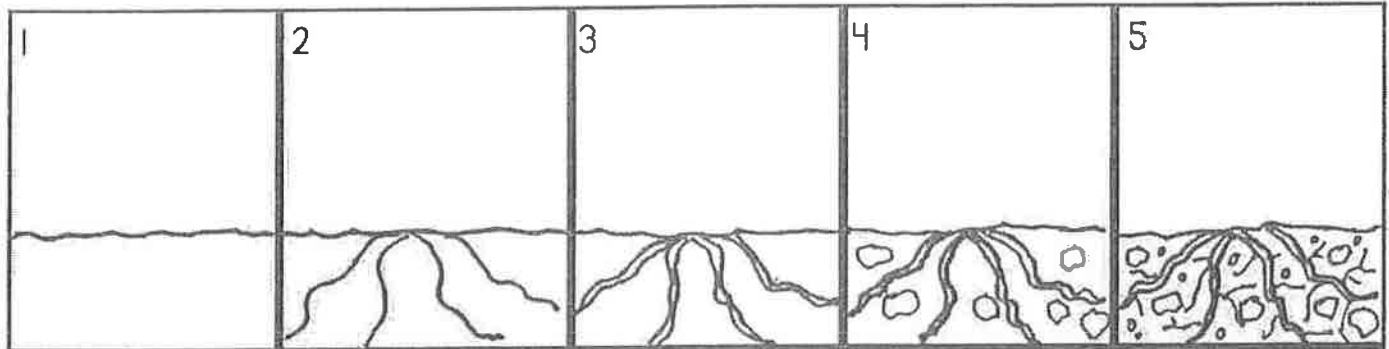
Spelling Words
words with oo, ou, ew

1. soon
2. new
3. noon
4. zoo
5. boat
6. too
7. moon
8. blew
9. soup
10. you

Write your word twice, once in regular letters and once in squiggly letters	Have a family member print out a word search with this week's spelling words: puzzlemaker.discoveryeducation.com/WordSearchSetupForm.asp	Write your words in reverse ABC order
Write the definition of each word	Divide each word into syllables like this: cran/ber/ry then sort the words by number of syllables	Pyramid Words b ba bat
Make 'Choo-Choo Train Words'. Write each word end to end with no spaces. Use a different color for each word.	Write each word two times using your opposite hand	Write the spelling words and find at least two small words in each word

Name: _____

A Tree Is A Plant, written by Clyde Robert Bulla. Illustrated by Stacey Schuett.




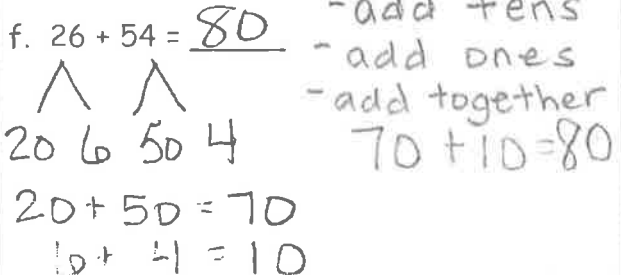
Draw to show the parts of a tree we do not see. Add the part that we do see! Label to show what kind of tree it is.

Most trees grow from

Name _____

Date _____

1. Solve. By adding tens and ones.

<p>a. $84 + 12 = 96$</p>  <p>add tens $80 + 10 = 90$ add ones $4 + 2 = 6$</p>	<p>b. $71 + 26 = 97$</p> <table border="1" data-bbox="844 525 1177 741"> <thead> <tr> <th>tens</th> <th>ones</th> </tr> </thead> <tbody> <tr> <td>7</td> <td>1</td> </tr> <tr> <td>2</td> <td>6</td> </tr> <tr> <td colspan="2"><hr/></td> </tr> <tr> <td>90</td> <td>+ 7</td> </tr> <tr> <td colspan="2">= 97</td> </tr> </tbody> </table>	tens	ones	7	1	2	6	<hr/>		90	+ 7	= 97	
tens	ones												
7	1												
2	6												
<hr/>													
90	+ 7												
= 97													
<p>c. $57 + 22 = \underline{\quad}$</p>	<p>d. $59 + 41 = \underline{\quad}$</p>												
<p>e. $35 + 65 = \underline{\quad}$</p>	<p>f. $26 + 54 = 80$</p>  <p>$20 + 50 = 70$ $6 + 4 = 10$</p>												
<p>g. $57 + 42 = \underline{\quad}$</p>	<p>h. $37 + 63 = \underline{\quad}$</p>												

2. Solve.



or use a tens and ones chart:

<p>a. $45 + 13 = \underline{\quad}$</p> <p>$40 + 10 = 50$ $5 + 3 = 8$ $50 + 8 = 58$</p>	<p>b. $45 + 23 = \underline{68}$ tens ones</p> <p>6 tens 8 ones 68</p>
<p>c. $21 + 27 = \underline{\quad}$</p>	<p>d. $27 + 23 = \underline{\quad}$</p>
<p>e. $48 + 32 = \underline{\quad}$</p>	<p>f. $48 + 52 = \underline{\quad}$</p>
<p>g. $34 + 65 = \underline{\quad}$</p>	<p>h. $46 + 43 = \underline{\quad}$</p>


Name _____

Date _____

WEDNESDAY PAGE 9



The



I sat on
the mat.

c-a-t

.

Upper/lower case

finger space

sight words correct

sound out

punctuation

Name _____

Date _____

MAKE TENS and ONES Number Bonds
Add tens, Add ones → Add tens + ones

1. Solve and show your work.

<p>a. $79 + 12 = \underline{91}$</p> $\begin{array}{r} 79 + 12 \\ \wedge \quad \wedge \\ 70 \ 9 \quad 10 \ 2 \\ 70 + 10 = 80 \\ 9 + 2 = 11 \quad 80 + 11 = 91 \end{array}$	<p>b. $59 + 32 = \underline{\hspace{2cm}}$</p>
<p>c. $38 + 45 = \underline{\hspace{2cm}}$</p>	<p>d. $36 + 47 = \underline{\hspace{2cm}}$</p>
<p>e. $48 + 45 = \underline{\hspace{2cm}}$</p>	<p>f. $57 + 34 = \underline{\hspace{2cm}}$</p>

2. Solve and show your work.

<p>a. $24 + 37 = \underline{61}$</p> <pre> 24 37 1\ 1\ 20 4 30 7 </pre> <p>Add tens $20 + 30 = 50$ Add ones $4 + 7 = 11$ Add together $50 + 11 = 61$</p>	<p>b. $48 + 45 = \underline{\hspace{2cm}}$</p>
<p>c. $29 + 67 = \underline{\hspace{2cm}}$</p>	<p>d. $48 + 34 = \underline{\hspace{2cm}}$</p>
<p>e. $69 + 27 = \underline{\hspace{2cm}}$</p>	<p>f. $78 + 17 = \underline{\hspace{2cm}}$</p>

Name _____ Word Work Homework

Word Bank

Spelling:

soon boot soup new too you
noon moon grew zoo blew scoop

High Frequency Words:
ready places kind flower
anything warm upon also

Write the spelling words three times each

2 _____

3 _____

4 _____

5 _____

6 _____

7 _____

8 _____

9 _____

10 _____

11 _____

12 _____

Sort the spelling words

Words with "oo":

Words with "ew"

Words with "ou"

Put the High Frequency words in ABC order

A B C D E F G H I J K L M N O P Q R S T U V W X Y Z

1 _____ 5 _____

2 _____ 6 _____

3 _____ 7 _____

4 _____ 8 _____

Dictation Sentences - Write each sentence two times

1. Are you ready for the zoo?
2. What kind of soup is that?

Do your sentences have:



- Finger spaces between words
- Capital at the beginning
- Punctuation
- Words spelled correctly

2


Name _____

Date _____

THURSDAY PAGE 14



The



I sat on
the mat.

c-a-t

.

Upper/lower case

finger space

sight words correct

sound out

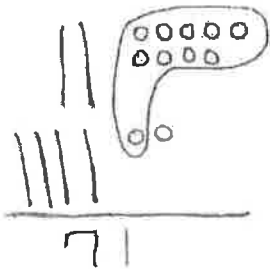
punctuation

Name _____

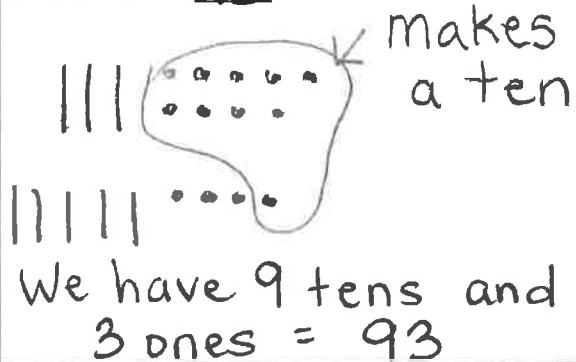
Date _____

1. Solve using quick tens and ones drawings. Remember to line up your tens with tens and ones with ones. Write the total below your drawing.

a. $29 + 42 = \underline{\quad}$



b. $39 + 54 = \underline{93}$



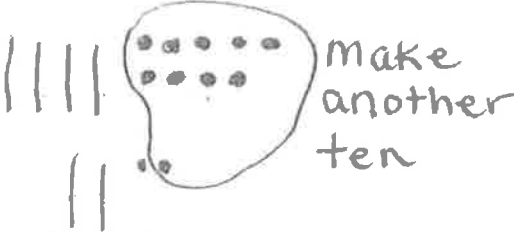
c. $41 + 38 = \underline{\quad}$

d. $58 + 24 = \underline{\quad}$

e. $47 + 46 = \underline{\quad}$

f. $48 + 29 = \underline{\quad}$

2. Solve using quick tens and ones. Remember to line up your tens with tens and ones with ones. Write the total below your drawing.

<p>a. $49 + 22 = 71$</p>  <p>We have 7 tens and 1 one = 71</p>	<p>b. $38 + 62 = \underline{\quad}$</p>
<p>c. $59 + 23 = \underline{\quad}$</p>	<p>d. $68 + 14 = \underline{\quad}$</p>
<p>e. $46 + 36 = \underline{\quad}$</p>	<p>f. $69 + 26 = \underline{\quad}$</p>

Name _____

Words to Know

Write a word from the box to complete each sentence.

Words to Know

country kinds ready soil warms

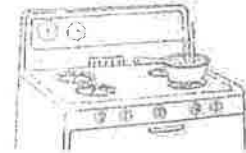
1. Jake lives in the _____



2. Are you _____ to go?



3. Mom _____ the soup.



4. There are many _____ of trees.



5. They planted seeds in the _____



Name _____

THURSDAY PAGE 18

A Tree Is a Plant
Phonics: Words with
ue, u, u_e

Words with ue, u, u_e

Sort the words into three lists.

Word Bank

blue

flute

July

true

tulip

clue

glue

rule

tube



tuna

Vowel Sound Spelled <i>ue</i>	Vowel Sound Spelled <i>u</i>	Vowel Sound Spelled <i>u_e</i>


Name _____

Date _____

FRIDAY PAGE 19



The



I sat on
the mat.

c-a-t

.

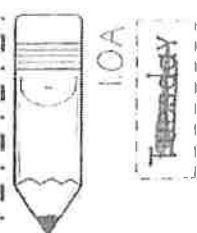
Upper/lower case

finger space

sight words correct

sound out

punctuation



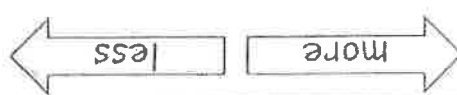
Name: _____

1.NBT

Monday



Use the chart to help you find 10 more and 10 less.


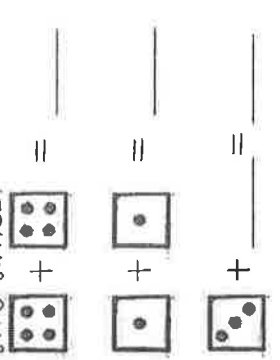
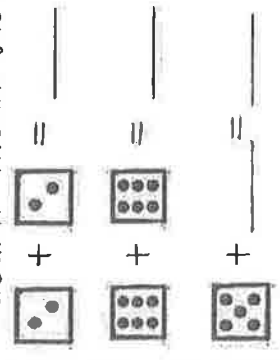


1	2	3	4	5	6	7	8	9	10
11	12	13	14	15	16	17	18	19	20
21	22	23	24	25	26	27	28	29	30
31	32	33	34	35	36	37	38	39	40
41	42	43	44	45	46	47	48	49	50
51	52	53	54	55	56	57	58	59	60
61	62	63	64	65	66	67	68	69	70
71	72	73	74	75	76	77	78	79	80
81	82	83	84	85	86	87	88	89	90
91	92	93	94	95	96	97	98	99	100

10 more than 70 is _____
10 less than 70 is _____

10 more than 45 is _____
10 less than 45 is _____

10 more than 23 is _____
10 less than 23 is _____



Do the doubles to find the sum. Remember that "double" means the same thing two times.

$1 + 1 = \underline{\quad}$
 $2 + 2 = \underline{\quad}$
 $3 + 3 = \underline{\quad}$

$4 + 4 = \underline{\quad}$
 $5 + 5 = \underline{\quad}$
 $6 + 6 = \underline{\quad}$

$4 + \underline{\quad} = \underline{\quad}$

$0 + 0 = \underline{\quad}$

$\underline{\quad} + 2 = \underline{\quad}$
 $\underline{\quad} + 3 = \underline{\quad}$
 $10 + \underline{\quad} = \underline{\quad}$

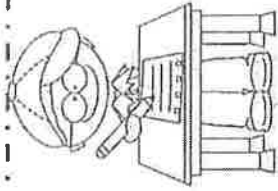
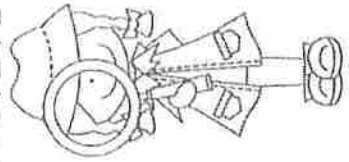
$8 + 8 = \underline{\quad}$
 $\underline{\quad} + 1 = \underline{\quad}$

$7 + \underline{\quad} = \underline{\quad}$

$\underline{\quad} + 9 = \underline{\quad}$

LMD

Wednesday




IG

Thursday

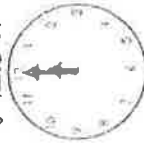
Fill in the bubble for the correct answer.

Guess the shape!

1. Josh eats his lunch at 12:30. Which is Josh's clock?



(a)



(b)



(c)

2. Cruz goes to bed at 9:00. Which is Cruz's clock?



(a)



(b)



(c)

3. Jerry goes to soccer practice at this time.

At what time does Jerry go to soccer practice?

(a) 1:30

(b) 2:30

(c) 4:00



4. Beth will go outside to play at this time.

At what time will Beth go outside to play?

(a) 5:00

(b) 3:30

(c) 4:00



1. I'm shaped like a party hat. What shape am I?

(a) cone

(b) cylinder

(c) cube

2. I am the same shape as a tissue box. What am I?

(a) rectangular prism

(b) cylinder

(c) cone

3. I have 6 flat sides and 8 vertices. What shape am I?

(a) cone

(b) cube

(c) cylinder

4. I have 6 sides and 6 vertices. What am I?

(a) triangle

(b) hexagon

(c) square

5. I have 4 sides and 4 vertices. What am I?

(a) rectangle

(b) circle

(c) triangle



Name: _____

Phonics Reading Comprehension

Directions: Read the passage and answer the questions.

Library Dues

Sue has a library book. It is due today. But Sue tore a page. She feels very blue about it.


Sue glues the page. She takes it back when it is due.

"Is this glue?" asks the librarian.

"No," says Sue. "I have no clue what it is."


"That's not true," says the librarian.

"Let's not argue," says Sue.



Sue pays for the book.

1. What did Sue do to a page of the book? 

2. How did Sue try to fix the page? 

3. What does Sue say about the glue? 



Physical Education

ACTIVITY LOG

Kindergarten - 5th Grade

Use this activity log to track your physical activity minutes for 1 week. Have an adult put their initials next to each day that you complete 30 - 60 minutes. Do the warm-up, pick a fitness activity from the list, and do the cool down. (An example day is done for you).

Day	Warm-up	Fitness Activity	Cool Down	Total
<i>Example Day</i>	<i>Warm-up 5 Minutes</i>	<i>Family Hike 25 Minutes</i>	<i>Cool Down 5 Minutes</i>	<i>35 Minutes</i>
Monday				
Tuesday				
Wednesday				
Thursday				
Friday				

Warm-up Routine

1. Grapevine around the house once or down the hall 5 times.
2. 10 jumping jacks.
3. Bear Crawl & count to 10.
4. Crab Walk & count to 10.

Cool Down Routine

1. Sit with your legs straight out in front and reach for your toes, go slow and keep your legs straight.
2. Big, slow arm circles forward 5 times and backwards 5 times.
3. Pick 2-3 Yoga poses and count to 10.

Fitness Activity Choices

Family Walk
 Jog Around The House
 Badminton
 Family Hike
 HIIT Workout (YouTube)
 Cosmic Kids Yoga (YouTube)
 Jump Rope
 Cup Stacking
 Bike Ride/ Scooter Ride
 Beach Body for Kids(online)

Tag Game
 Basketball Game
 Frisbee
 Yard Work
 Walk The Dog
 Soccer
 Zumba Kids (online)
 Build an Obstacle Course
 Outdoor Scavenger Hunt
 Playworks at Home(online)

Dance Party
 Croquet
 Play Catch
 Stack Wood
 Go Noodle (online)
 Wiffle Ball
 Jogging
 Build a Fort
 Juggling