

FRSD Distance Learning: 3rd Grade Week 2 (April 20-24)



Hello FRSD K-5 families! As we move forward with our new distance learning format, we hope to partner with you to make this transition as smooth as possible. We know that this is a stressful time for our students and we want to be sensitive to their (and your) needs. As such, at this time distance learning at the K-5 level is being rolled out slowly, with all of our families being considered.

A paper packet will be available via the links below, each Monday which will include a weekly lesson plan as well as work from both our ELA and Math curricula. Alternately, packets will be available for pickup on Mondays at the school. Teachers will be reaching out to you at least once weekly regarding the progress of your student in their classwork. Also available to families are the online supplemental resources linked to via the COVID-19 link on the FRSD webpage under "Supplemental Learning". Please reach out to your teacher with any questions, concerns, or feedback going forward. If the school closure is extended beyond the current timeline, we will reassess our plans as needed. Thank you for your continued partnership in your child's education!



Contact Information:

1. Teachers will be available from 8:00-4:00 each day.
2. If you are unable to reach a teacher for some reason, leave a message or send an email and they will get back to you within 24 hrs.
3. Please know that many of our teachers will be using Google Voice- this number may look unfamiliar when they call you

Differentiation/Extension/Supports:



1. We understand that you may need to provide your child with extra support or extension activities during this time.
2. If you are unable to access the online Differentiation/Extension document online, please communicate with your child's teacher for more ideas



FRSD Meal Plan:

1. FRSD is providing free meals (sack lunch & breakfast) to **anyone** 18 years or younger at the following locations in our community:
2. **VES Parking Lot:** Drive through from 11:00-12:30
3. There are 13 bus routes for meal delivery with a few stops per route. The stops/routes are listed here.
4. If you cannot make it to one of these locations and need meals delivered to your house please contact your school office by 8:00 AM of the day you need them delivered and let us know how many kids need a meal, your address and a phone number where you can be reached.



Stay Informed:

Please remember to check the Fern Ridge School District webpage for updates.
<https://www.fernridge.k12.or.us/>

Jahnie Cleveland E-Mail: jcleveland@fernridge.k12.or.us Phone: 541-325-6215

Rachel Frede E-Mail: rfrede@fernridge.k12.or.us Phone: 541-362-4891

Mike Guill E-Mail: mguill@fernridge.k12.or.us Phone: 541-991-6364

Kyle Moeller E-Mail: kmoeller@fernridge.k12.or.us Phone: 907-831-2835

WEEKLY MESSAGE from grade level teams: *Welcome to week two! We hope week one went smoothly for you. Thank you for being understanding as we navigate this together and reach out if you need help!*

Monday	Tuesday	Wednesday	Thursday	Friday
Assignments	Assignments	Assignments	Assignments	Assignments
<p>MATH-----</p> <ul style="list-style-type: none"> □ Practice counting by eights to 80 either out loud or by writing each number. □ Complete "Day 1" problems on the <i>Week #29 worksheet (Packet p.65)</i>. □ Complete <i>Determine Area with Full Blocks (Packet p.3)</i>. <p>READING-----</p> <p><i>This week's big idea: author's purpose.</i></p> <ul style="list-style-type: none"> □ Read and discuss the Lesson 24 vocabulary words (<i>Journeys p.308-309</i>). □ Read this week's anchor text story: "Dog-of-the-Sea-Waves" (<i>Journeys p.312-329</i>). <p>WRITING-----</p> <ul style="list-style-type: none"> □ Read the "Write About Reading" prompt (<i>Journeys p.333</i>). Begin brainstorming ideas to include in your paragraph. You can use a list, concept map, or other area to write your ideas. <p>P.E.-----</p> <ul style="list-style-type: none"> □ Log 30 minutes of physical activity. <p>EXTENSIONS-----</p> <ul style="list-style-type: none"> □ IXL Math: FF.11 □ Write each spelling word three times in your best handwriting. 	<p>MATH-----</p> <ul style="list-style-type: none"> □ Practice counting by nines to 90 either out loud or by writing each number. □ Complete "Day 2" problems on the <i>Week #29 worksheet (Packet p.65)</i>. □ Complete <i>Determining Area with Square Units (Packet p.4)</i>. <p>READING-----</p> <ul style="list-style-type: none"> □ Complete <i>Prefixes un-, pre-, re-, bi- (Packet p.131)</i>. □ Complete <i>Prefixes re-, un- (Packet p.140)</i>. □ Complete <i>Shades of Meaning (Packet p.141)</i>. <p>WRITING-----</p> <ul style="list-style-type: none"> □ Write a rough draft of your paragraph using the "Write About Reading" prompt (<i>Journeys p.333</i>). <p>P.E.-----</p> <ul style="list-style-type: none"> □ Log 30 minutes of physical activity. <p>EXTENSIONS-----</p> <ul style="list-style-type: none"> □ IXL Math: FF.11 □ Use each of your vocabulary words in a sentence. Draw a picture to go with each sentence. □ Read a book of your choice for 20 minutes. 	<p>MATH-----</p> <ul style="list-style-type: none"> □ Practice counting by sixes to 60 either out loud or by writing each number. □ Complete "Day 3" problems on the <i>Week #29 worksheet (Packet p.65)</i>. □ Complete <i>Finding Area (Packet p.5)</i>. <p>READING-----</p> <ul style="list-style-type: none"> □ Reread this week's main selection story: "Dog-of-the-Sea-Waves" (<i>Journeys p.312-329</i>). □ Complete <i>Reader's Guide - Homes for Sale! (Packet p.137)</i> <p>WRITING-----</p> <ul style="list-style-type: none"> □ Proofread and edit your response. Focus on writing your best 5-7 sentence paragraph using: <ol style="list-style-type: none"> 1) a clear beginning, middle and ending 2) proper capitalization 3) proper punctuation 4) strong word choice <p>P.E.-----</p> <ul style="list-style-type: none"> □ Log 30 minutes of physical activity. <p>EXTENSIONS-----</p> <ul style="list-style-type: none"> □ IXL Math: FF.13 □ Create an advertisement using pictures and words showing why Hawaii would be a good place to live. □ Read a book of your choice for 20 minutes. 	<p>MATH-----</p> <ul style="list-style-type: none"> □ Practice counting by sevens to 70 either out loud or by writing each number. □ Complete "Day 4" problems on the <i>Week #29 worksheet (Packet p.65)</i>. □ Complete <i>Finding Side Length - Given Area (Packet p.6)</i>. <p>READING-----</p> <ul style="list-style-type: none"> □ Complete <i>Spelling Word Sort (Packet p.134)</i>. □ Complete <i>Possessive Nouns and Pronouns (Packet p.142)</i> □ Complete <i>Proofreading for Spelling (Packet p.143)</i>. □ Read a book of your choice for 20 minutes. <p>WRITING-----</p> <ul style="list-style-type: none"> □ Write or type a polished final copy of your paragraph. Make sure you make the changes from your editing and proofreading. <p>P.E.-----</p> <ul style="list-style-type: none"> □ Log 30 minutes of physical activity. <p>EXTENSIONS-----</p> <ul style="list-style-type: none"> □ IXL Math: FF.14 □ Read this week's informational text story: "The Land Volcanoes Built." Then, tell an adult what you learned! 	<p>MATH-----</p> <ul style="list-style-type: none"> □ Time yourself as you count by sixes, sevens, eights and nines. Repeat this a few times and see how much you improve! □ Complete <i>Week #29 Assessment (Packet p.66)</i>. <p>READING-----</p> <ul style="list-style-type: none"> □ Use your textbook to complete <i>Lesson 24 Comprehension Test (Packet p.24-25)</i>. For each answer, write the page number where you found the text evidence in the story. □ Have an adult give you a spelling test on this week's spelling words. □ Read a book of your choice for 20 minutes. <p>WRITING-----</p> <ul style="list-style-type: none"> □ Add an illustration to your paragraph. Then, share your work with someone in your family! <p>P.E.-----</p> <ul style="list-style-type: none"> □ Log 30 minutes of physical activity. <p>EXTENSIONS-----</p> <ul style="list-style-type: none"> □ IXL Math: FF.15 □ IXL Language Arts: C.1 and C.2 □ IXL Science: U.5

Name _____

Day 1

$9 \times 9 =$ _____

$54 \div 9 =$ _____

$20 \div 4 =$ _____

Jordana saw 5 stingrays. She counted 9 spots on each ray. How many spots were on the rays altogether?

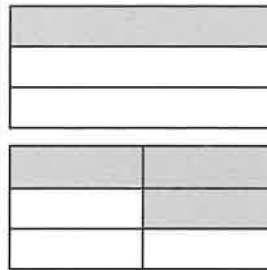
Write $<$, $>$, or $=$ to make the statement true.

$\frac{4}{6} \bigcirc \frac{1}{6}$

Write the fraction for the shaded parts of this shape.



Are these two fractions equivalent? _____



$499 + 292 =$

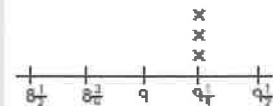
Day 2

Quincey earned 6 stickers a day for 9 days. After 9 days he gave 15 of his stickers to his best friend Tony. How many stickers does Quincey have left?

Use the information below to fill in the line plot.

$8\frac{1}{2} \text{ in.} = 5$
 $9\frac{1}{4} \text{ in.} = 3$
 $9\frac{1}{2} \text{ in.} = 6$

Students' Block Towers



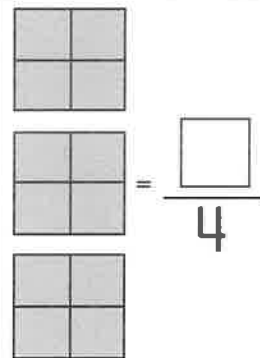
Day 3

_____ $\times 4 = 24$

$3 \times$ _____ $= 21$

_____ $\div 4 = 5$

$405 - 228 =$



Five friends are splitting a package of 30 lemon drops. If they divide the candy evenly, how many lemon drops will each friend get?

Day 4

Divide the number line into eighths.



Label the fractions $\frac{1}{8}$ and $\frac{4}{8}$.

Complete the related multiplication facts.

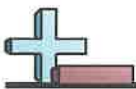
$35 \div 5$ $5 \times$ _____

$64 \div 8$ $8 \times$ _____

$56 \div 7$ $7 \times$ _____

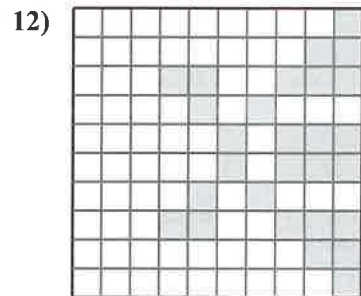
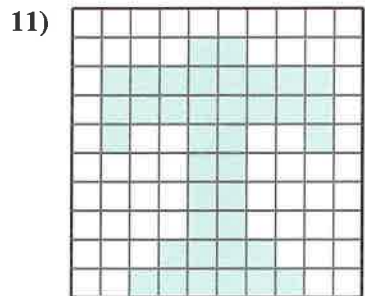
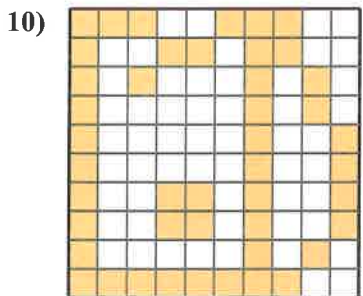
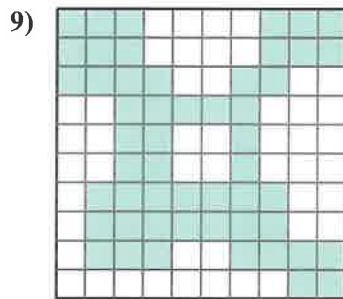
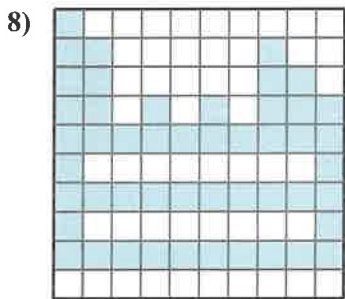
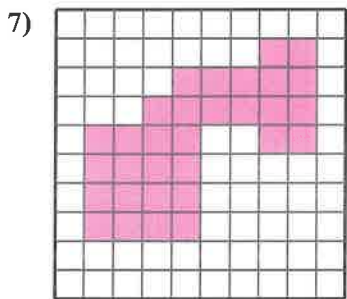
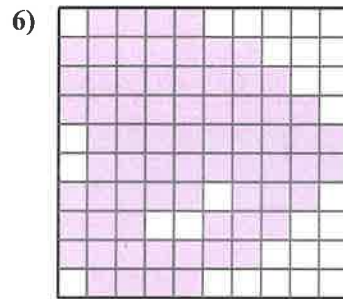
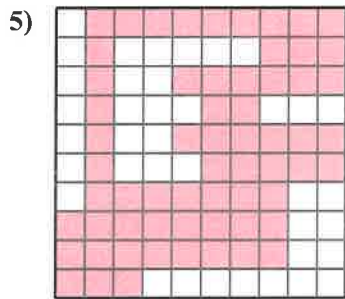
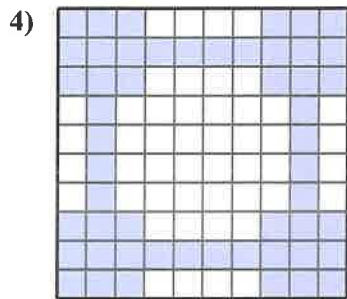
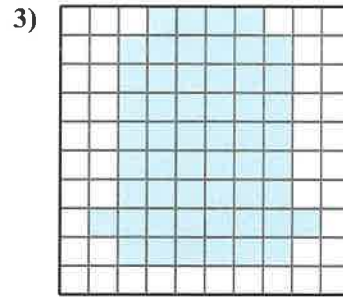
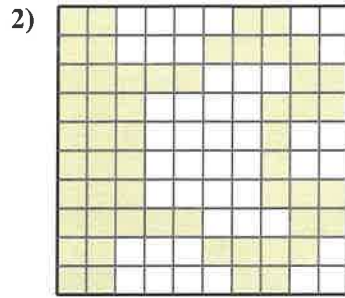
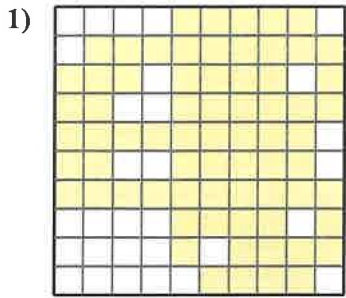
Divide the square into eighths and label each eighth with an appropriate fraction. Shade $\frac{2}{8}$ of the square.





Find the area of each shaded section. Each block is 1 square unit (u^2).

Answers



1. _____

2. _____

3. _____

4. _____

5. _____

6. _____

7. _____

8. _____

9. _____

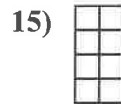
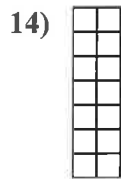




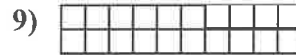

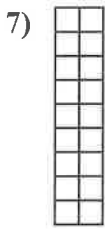
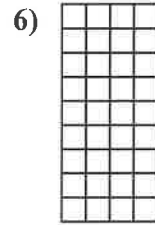
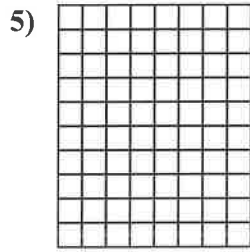
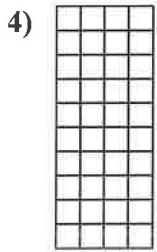


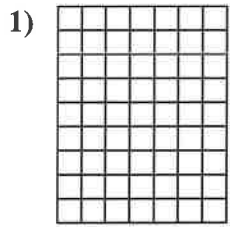
10. _____

11. _____

12. _____



Determine the area. Each $\square = 1$ square unit (u^2).



Answers

1. _____

2. _____

3. _____

4. _____

5. _____

6. _____

7. _____

8. _____

9. _____

10. _____

11. _____

12. _____

13. _____

14. _____

15. _____

Name _____ Date _____

Dog-of-the-Sea-Waves

Phonics: Prefixes
un-, pre-, re-, bi-

Prefixes *un-, pre-, re-, bi-*

Read each sentence. Choose the missing word from the box.
Write the word. Then reread the complete sentence.

refilled	preview	unsafe	unbroken
preheat	unopened	biweekly	bicycle
redo	pretest		

1. Did you see the old _____ zoom past?
2. It is _____ to skateboard without a helmet.
3. The _____ showed parts of a new movie.
4. I have to study the words I missed on the spelling
_____.
5. The _____ magazine comes out every
two weeks.
6. Mom _____ my glass after I finished the
first glass of juice.
7. I was happy to find the vase _____ after
I saw it fall.
8. Tomas had to _____ the poster after he
misspelled a word on it.
9. I left the gifts _____ while I waited for my
sisters to come home.
10. The recipe says to _____ the oven to
325 degrees before putting the chicken in.

Name _____ Date _____

Prefixes *re-*, *-un*

Dog-of-the-Sea-Waves

Spelling:
Prefixes *re-*, *-un*

Write a Basic Word to answer each clue.

1. You might do this with shoe laces. _____
2. You would do this to a present wrapped in paper.

3. You might feel this way if you didn't know the answer to a question. _____
4. To be sure your answers on a test were correct, you might do this. _____
5. If you thought someone had cheated in a game, you might think the game was this. _____
6. You could do this to make some leftover food warm again. _____
7. If you didn't like a poem you had written, you might do this to it. _____
8. You would do this to a shirt you found folded in a drawer. _____

Spelling Words

Basic

1. unfold
2. rejoin
3. untie
4. reheat
5. unfair
6. unclear
7. repaid
8. rewrite
9. unhurt
10. recheck
11. unlucky
12. unwrap
13. reuse
14. unsure

Review

reread
unsafe

Challenge

unbuckle
unknown

Review: Choose a Review Word. Write a clue for it.

Challenge: Choose a Challenge Word. Write a clue for it.

Name _____ Date _____

Shades of Meaning

Dog-of-the-Sea-Waves
Vocabulary Strategies:
Shades of Meaning

Read each sentence. Choose the word from the box that best completes each sentence. Explain your choice.

knows	suspects	wonders	believes	hears
know	suspect	wonder	believe	hear

1. How does Hoku _____ that the star he discovered always points north?

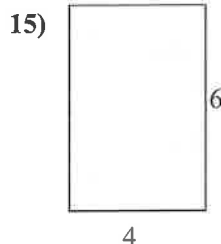
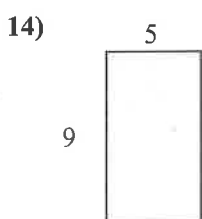
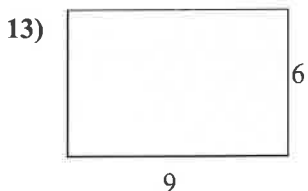
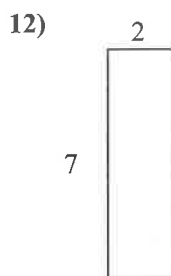

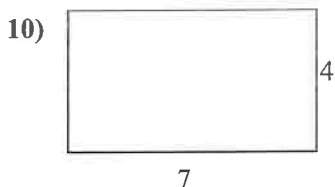
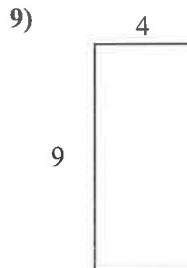
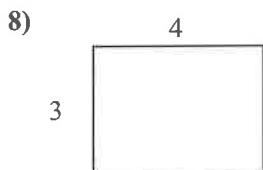
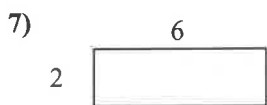
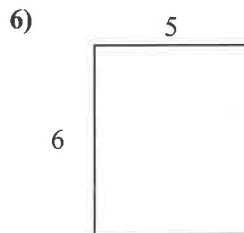
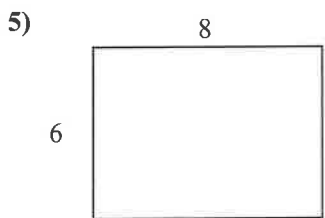

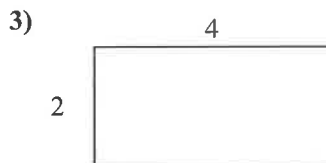
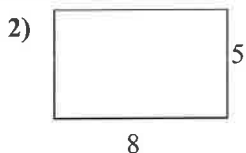
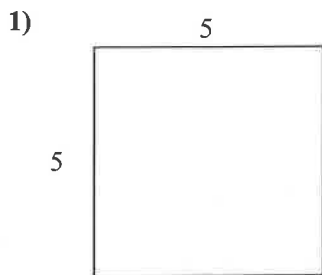
2. As the brothers sail away from the island, Opu _____ whether he sees smoke or a cloud.

3. For a while, the brothers _____ that Manu has drowned in the sea.

4. Although they are leaving the island, Manu _____ that he and his brothers will return.



Find the area (in cm) of the rectangles shown.



Answers

1. _____
2. _____
3. _____
4. _____
5. _____
6. _____
7. _____
8. _____
9. _____
10. _____
11. _____
12. _____
13. _____
14. _____
15. _____

Name _____

Date _____



Dog-of-the-Sea-Waves
Independent Reading

Dog-of-the-Sea-Waves

Homes for Sale!



When the brothers returned home to the southern sea, they wanted to convince other people to move there. They decided to place an advertisement in the newspaper.

Read page 315. What are some details on this page that will convince people to move to the Hawaiian Islands?



Read pages 318–319. Here, Manu finds the hurt seal. How can the story of the seal help convince people to move to the islands?



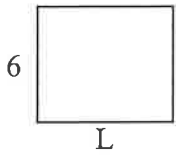
Read pages 320–321. On these pages, the brothers were gathering food. What kinds of food did they gather? Do you think these details can help convince other people that Hawaii is a good place to live?



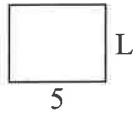


Determine the value of 'L'.

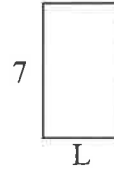
1) Area = $42 u^2$



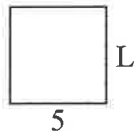
2) Area = $20 u^2$




3) Area = $28 u^2$




4) Area = $25 u^2$



5) Area = $60 u^2$



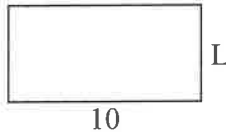
6) Area = $20 u^2$



7) Area = $6 u^2$



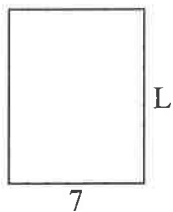
8) Area = $50 u^2$



9) Area = $18 u^2$



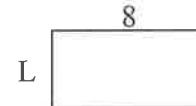
10) Area = $63 u^2$



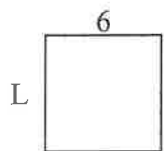
11) Area = $30 u^2$




12) Area = $32 u^2$



13) Area = $36 u^2$



14) Area = $16 u^2$



15) Area = $24 u^2$



Answers

1. _____
2. _____
3. _____
4. _____
5. _____
6. _____
7. _____
8. _____
9. _____
10. _____
11. _____
12. _____
13. _____
14. _____
15. _____

Name _____ Date _____

Spelling Word Sort

Dog-of-the-Sea-Waves

Spelling:
The Prefixes *re-* and *un-*

Write each Basic Word under the correct heading.

Prefix that means "again"	Prefix that means "not" or "opposite of"

Spelling Words

Basic

1. unfold
2. rejoin
3. untie
4. reheat
5. unfair
6. unclear
7. repaid
8. rewrite
9. unhurt
10. recheck
11. unlucky
12. unwrap
13. reuse
14. unsure

Review

- reread
- unsafe

Challenge

- unbuckle
- unknown

Review: Add the Review Words to your Word Sort.

Challenge: Add the Challenge Words to your Word Sort.

Possessive Nouns and Pronouns

Dog-of-the-Sea-Waves
Grammar:
Spiral Review

- A possessive noun shows that a person, place, or thing has or owns something.
- Add an apostrophe and *s* to a singular noun to make it possessive. Add an apostrophe to a plural noun that ends in *s*.
- Possessive pronouns can take the place of possessive nouns. Possessive pronouns show ownership: *my, your, his, her, its, our, their*.

The family's outing was to the zoo.

The seals' pool was new.

Their bodies moved quickly through the water.

Use the correct possessive form of the noun in parentheses to complete each sentence.

1. It was _____ first visit to the zoo. (Charlie)
2. The _____ Australia section has koalas. (zoo)
3. The _____ uniforms are a dark green. (workers)

Use a possessive pronoun to take the place of the underlined possessive noun. Write the sentence.

4. Yolanda saw the dolphin's head peek out of the water.

5. The dolphin splashed water onto Yolanda's shoes.

Proofreading for Spelling

Dog-of-the-Sea-Waves

Spelling:
Prefixes *re-*, *-un*

Read each direction. Circle the misspelled words.

1. Set up your tent.
First, unfolde the tent.

5. Do not reheet drinks
or food. See your
camp leader.

2. Next, unrap the tent
ropes. You need the
ropes to set up
your tent.

6. Be sure to rejoyn your
group after lunch.

3. If ropes are tied, you
need to untye them.

7. Always walk with a
friend. Walking alone
at camp is unsaff.

4. Try to reus plastic
bags while at camp.
Do not throw
them away.

8. Are you sure you
have everything?
You should rechek
your bag.

Spelling Words

1. unfold
2. rejoin
3. untie
4. reheat
5. unfair
6. unclear
7. repaid
8. rewrite
9. unhurt
10. recheck
11. unlucky
12. unwrap
13. reuse
14. unsure

Review

reread
unsafe

Challenge

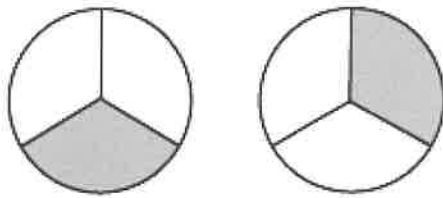
unbuckle
unknown

Write the misspelled words correctly on the lines below.


- | | |
|----------|----------|
| 1. _____ | 5. _____ |
| 2. _____ | 6. _____ |
| 3. _____ | 7. _____ |
| 4. _____ | 8. _____ |

Name _____

1. Are these two fractions equivalent?



2. Write the fraction for the shaded parts of the shape.

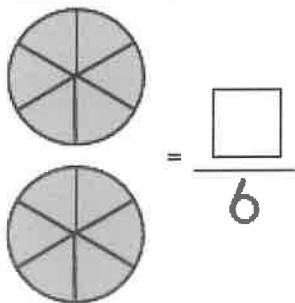


3. Divide the number line into sixths.

4. Label the fractions $\frac{1}{6}$ and $\frac{3}{6}$.



5.



6. Write $<$, $>$, or $=$ to make the statement true.

$$\frac{1}{8} \bigcirc \frac{6}{8}$$

7. Divide the rectangle into thirds and label each third with an appropriate fraction. Then, shade $\frac{1}{3}$ of the rectangle.



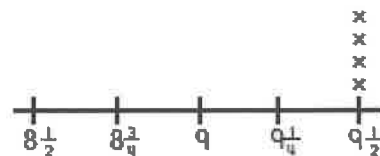
8. Use the information below to fill in the line plot.

Lengths of Ribbons

$8\frac{1}{2}$ in. - 7

$9\frac{1}{4}$ in. - 1

$9\frac{1}{2}$ in. - 4



9. $8 \times 9 =$ _____

$49 \div 7 =$ _____

$12 \div 2 =$ _____

10. Reid bikes 1 mile a day, 7 days a week. How many miles will Reid bike in 9 weeks?

Name _____ Date _____

Dog-of-the-Sea-Waves
Comprehension

- 3 How can the reader tell that the five brothers are brave?
- A They explore a lagoon.
 - B They eat foods they have never eaten before.
 - C They find a new star that is always pointing north.
 - D They travel to a place they have never been to before.
- 4 Which of the following events takes place **FIRST** in the story?
- F The brothers help an injured seal.
 - G Manu and Dog-of-the-Sea-Waves swim together.
 - H Manu makes up a silly chant for Dog-of-the-Sea-Waves.
 - I The brothers leave Manu to get ready for their voyage home.
- 5 Why did the illustrator **MOST LIKELY** create all outdoor scenes for the book?
- A because he didn't know how to create indoor scenes
 - B because he thought the reader would like outdoor scenes better
 - C because outdoor scenes are the only thing he knows how to draw
 - D because he wanted the reader to see scenes showing the nature and beauty of Hawaii
- 6 What can you tell about how the characters are feeling from the illustrations on pages 322 and 323?
- F They are feeling frightened.
 - G They are feeling relaxed.
 - H They are feeling bored.
 - I They are feeling happy.

Name _____ Date _____

Dog-of-the-Sea-Waves

Comprehension

- 7 Why might the illustrator have included small drawings of plants and animals on the pages of the story?
- A because he wanted to show the variety of wildlife in Hawaii
 - B because he wanted visitors to look for them when they visit Hawaii
 - C because he thought they were cute and readers would like them
 - D because he ran out of things to write and wanted to put more on the pages
- 8 Why does the author compare the sea near the volcano to a monster?
- F to show that the sea was ugly
 - G to show that the sea was dangerous
 - H to show that there were no waves in the sea
 - I to show that there was a large animal in the sea
- 9 How does Manu change by the END of the story?
- A He learns how to take care of animals.
 - B He feels better about living in Hawaii.
 - C He finds out that his brothers care about him.
 - D He discovers that Dog-of-the-Sea-Waves is a seal.
- 10 Why did the author write this story?
- F to tell a funny story about a seal
 - G to show how to catch fish in a lagoon
 - H to tell why people should move to Hawaii
 - I to show that a new home can be made anywhere

Mark Student Reading Level:

___ Independent ___ Instructional ___ Listening





Physical Education

ACTIVITY LOG

Kindergarten - 5th Grade

Use this activity log to track your physical activity minutes for 1 week. Have an adult put their initials next to each day that you complete 30 - 60 minutes. Do the warm-up, pick a fitness activity from the list, and do the cool down. (An example day is done for you).

Day	Warm-up	Fitness Activity	Cool Down	Total
<i>Example Day</i>	<i>Warm-up 5 Minutes</i>	<i>Family Hike 25 Minutes</i>	<i>Cool Down 5 Minutes</i>	<i>35 Minutes</i>
Monday				
Tuesday				
Wednesday				
Thursday				
Friday				

Warm-up Routine

1. Hop on one foot around the house once or down the hall 4 times. (switch legs as needed)
2. Crab Walk down the hall 3 times or around the house.
3. Frog Hop around the house or 4 times down the hall.

Cool Down Routine

1. Sit, knees bent, feet together, butterfly stretch. Slowly push your knees down with your elbows.
2. Cross your legs, keep them straight, slowly reach for your toes and hold for 10 seconds. (switch and repeat)
3. Arm straight, reach in front, use the other arm to slowly pull in across your chest, count to 10. (both arms).

Fitness Activity Choices

Family Walk
 Jog Around The House
 Badminton
 Family Hike
 HIIT Workout (YouTube)
 Cosmic Kids Yoga (YouTube)
 Jump Rope
 Cup Stacking
 Bike Ride/ Scooter Ride
 Beach Body for Kids(online)
 Fit Boost Activity (online)
 Hopscotch

Tag Game
 Basketball Game
 Frisbee
 Yard Work
 Walk The Dog
 Soccer
 Zumba Kids (online)
 Build an Obstacle Course
 Outdoor Scavenger Hunt
 Playworks at Home(online)
 Four Square

Dance Party
 Croquet
 Play Catch
 Stack Wood
 Go Noodle (online)
 Wiffle Ball
 Jogging
 Build a Fort
 Juggling
 Bean Bag Toss Game
 Wall Ball

Chalk Obstacle Course on the sidewalk

Make a target, throw at it overhand and underhand (move farther back and repeat)