

FRSD Distance Learning: K-5



Hello FRSD K-5 families! As we move forward with our new distance learning format, we hope to partner with you to make this transition as smooth as possible. We know that this is a stressful time for our students and we want to be sensitive to their (and your) needs. As such, at this time distance learning at the K-5 level is being rolled out slowly, with all of our families being considered.

A paper packet will be available via the links below, each Monday which will include a weekly lesson plan as well as work from both our ELA and Math curricula. Alternately, packets will be available for pickup on Mondays at the school. Teachers will be reaching out to you at least once weekly regarding the progress of your student in their classwork. Also available to families are the online supplemental resources linked to via the COVID-19 link on the FRSD webpage under "Supplemental Learning". Please reach out to your teacher with any questions, concerns, or feedback going forward. If the school closure is extended beyond the current timeline, we will reassess our plans as needed. Thank you for your continued partnership in your child's education!



Contact Information:

1. Teachers will be available from 8:00-4:00 each day.
2. If you are unable to reach a teacher for some reason, leave a message or send an email and they will get back to you within 24 hrs.
3. Please know that many of our teachers will be using Google Voice- this number may look unfamiliar when they call you



Differentiation/Extension/Supports:

1. We understand that you may need to provide your child with extra support or extension activities during this time.
2. If you are unable to access the online Differentiation/Extension document online, please communicate with your child's teacher for more ideas



FRSD Meal Plan:

1. FRSD is providing free meals (sack lunch & breakfast) to anyone 18 years or younger at the following locations in our community:
2. **VES Parking Lot:** Drive through from 11:00-12:30
3. There are 13 bus routes for meal delivery with a few stops per route. The stops/routes are listed here.
4. If you cannot make it to one of these locations and need meals delivered to your house please contact your school office by 8:00 AM of the day you need them delivered and let us know how many kids need a meal, your address and a phone number where you can be reached.



Stay Informed:

Please remember to check the Fern Ridge School District webpage for updates.
<https://www.fernridge.k12.or.us/>

Emily Bliven ebhoven@fernridge.k12.or.us 971-267-2428

Gretta Connolly gconnolly@fernridge.k12.or.us 541-632-4389

Paris Hood phood@fernridge.k12.or.us 458-205-5955

Ann Oxenford aoxenford@fernridge.k12.or.us 458-201-4401

Reine Peirce rpeirce@fernridge.k12.or.us 541-972-3296

WEEKLY MESSAGE from grade level teams: Hi everyone! Please let us know if you need anything. Have a great week and keep reading!

Monday	Tuesday	Wednesday	Thursday	Friday
Assignments	Assignments	Assignments	Assignments	Assignments
<p>Math: Application problem Problem Set L. 19</p> <p>Extra Practice: Count by 1's to 100</p> <p>Reading: Read the <u>Unit 9 Homework 1</u> half page 2 times.</p> <p>Do the <u>Letter F Trace</u> page. On the back draw a picture of something that starts with the letter F and write a sentence about it.</p> <p>Writing: Pick 1 box from the writing choice board. Check it off when done. Use capitals, spaces, and a period when writing. Letter examples are on the back if you need them.</p> <p>PE Log30 minutes of activity</p> <p>Extra: See it, Say it Sign it with Jack Hartman https://www.youtube.com/watch?v=WP1b1Vh1ZQM</p>	<p>Math: Sprint Lesson 13 Problem Set L. 21</p> <p>Extra Practice: Find 3 objects shaped like a sphere</p> <p>Reading: Read the <u>Unit 9 Homework 2</u> half page two times.</p> <p>Practice the words on the sight word list.</p> <p>Recite the letter F and review letter poems.</p> <p>Writing: Pick 1 box from the writing choice board. Check it off when done. Use capitals, spaces, and a period when writing. Letter examples are on the back if you need them.</p> <p>PE Log30 minutes of activity</p> <p>Extra: Find 3 kinds of flowers and draw pictures of them. How are they the same? How are they different?</p>	<p>Math: Sprint Lesson 20 Problem Set L. 22</p> <p>Extra Practice: Count by 10's to 100</p> <p>Reading: Read the <u>Unit 9 Homework 3</u> half page 2 times.</p> <p>Work on the <u>Letter F Booklet</u>.</p> <p>Recite the letter F and review letter poems.</p> <p>Writing: Pick 1 box from the writing choice board. Check it off when done. Use capitals, spaces, and a period when writing. Letter examples are on the back if you need them.</p> <p>PE Log30 minutes of activity</p> <p>Extra: Count to 100 by 1's with Jack Hartmann https://www.youtube.com/watch?v=MlUw36s9V_g</p>	<p>Math: Application problem Problem Set L. 23</p> <p>Extra Practice: Find 3 objects shaped like a cube</p> <p>Reading: Read the <u>Unit 9 Homework 4</u> page 2 times.</p> <p>Practice the words on the sight word list.</p> <p>Recite the letter F and review letter poems.</p> <p>Writing: Pick 1 box from the writing choice board. Check it off when done. Use capitals, spaces, and a period when writing. Letter examples are on the back if you need them.</p> <p>PE Log30 minutes of activity</p> <p>Extra: Make a flower out of something in your house (ex. Tissues, paper, blankets, macaroni, pipe cleaners, etc.)</p>	<p>Math: Application problem Problem Set L. 24</p> <p>Extra Practice: Write your numbers 0 to 30</p> <p>Reading: Read the <u>Gathering Information</u> passage and answer the questions.</p> <p>Do the letter F <u>Read. Draw. Write.</u> Page. Draw a picture and write 1 thing about a fox. Ex: The fox is in a box.</p> <p>Writing: Pick 1 box from the writing choice board. Check it off when done. Use capitals, spaces, and a period when writing. Letter examples are on the back if you need them.</p> <p>PE Log30 minutes of activity</p> <p>Extra: Learn about flowers and gardening-choose a project https://kidsgardening.org/garden-activities/</p>

LESSON 19


The mice are hungry today! Make 5 little pieces of cheese out of playdough or draw them. Pretend that a pair of little mice came to your desk (a pair means 2 mice!), and that each of them stole a piece of cheese. Take away their pieces to show that they ate them. How many pieces are left?

Now, start with 4 pieces of cheese and act out the story again. How many are left?

Name _____

Date _____


The cat ate 3 mice. Cross out 3 mice. Write how many mice are left.



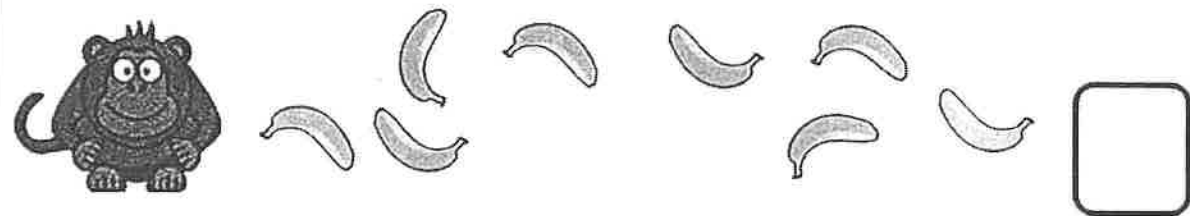
The fish ate 2 worms. Cross out 2 worms. Write how many worms are left.



The frog ate 5 flies. Cross out 5 flies. Write how many flies are left.





The monkey ate 4 bananas. Cross out 4 bananas. Write how many bananas are left.



Seeds and 

We see the seeds.

Seeds need , and

seeds need the .


See the sweet .



Please initial with each reading. _____


Weeds

 was sad.

 said, "See that weed.

I see weeds and weeds.

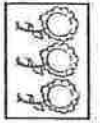
I need sweet .



Please initial with each reading. _____

UNIT 9 HOMEWORK 3

Sweet




Meet and Nan.



said, "We see seeds."

Nan said, "We see sweet



We seem



Please initial with each reading: _____

UNIT 9 HOMEWORK 4

Storybook Decoding Review

Sounds you know:

- w T e a n
- d S ee th W

Words you can sound out:

- We fan sweet
- and Nat weeds

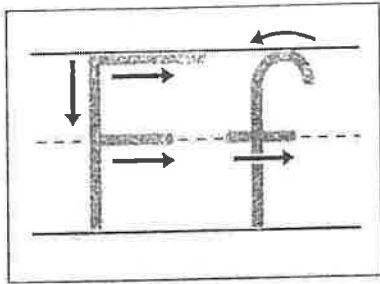
Words you have learned:

- ✦ the said was I'm


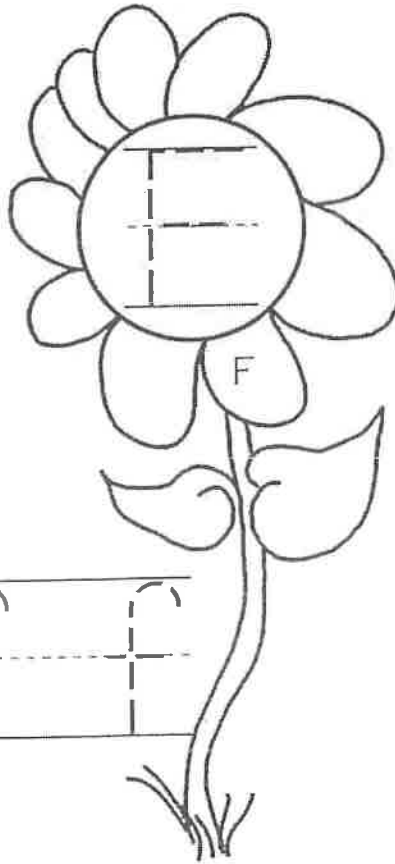
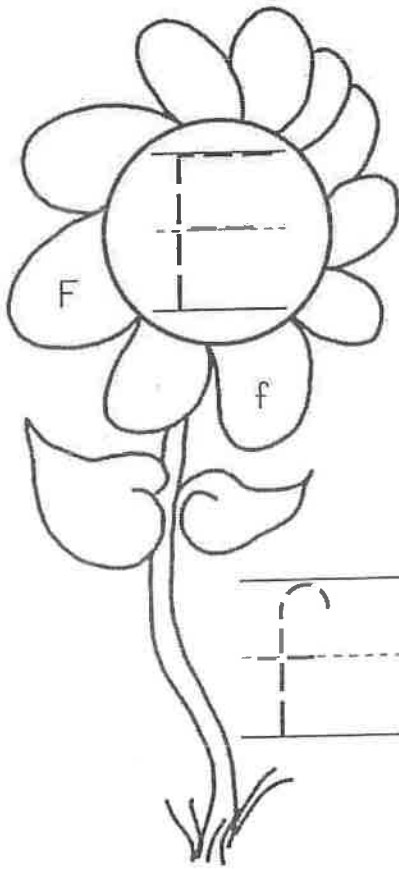
Sentences you can read:

- Nan said, "We see the seeds."
- Was that Dad?

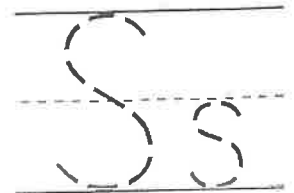
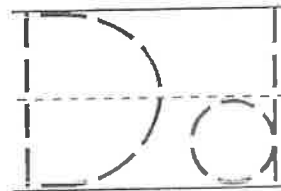
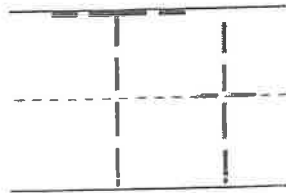
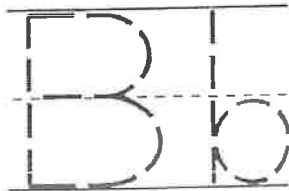
Please initial after the student has read the page: _____



I'm _____



Review




©2014 by Mrs. West Educational Services. All rights reserved.

Student's Challenge: Find and circle the four hidden Ff's.

Dear Family: Ask your child to tell you about this page. "What letter are you studying?" (F) • "What in the picture begins with f?" (flowers) • "What letters are at the bottom of the page?" (b, t, d, s)

I'm _____



A set of three horizontal lines for handwriting practice: a solid top line, a dashed middle line, and a solid bottom line.

A set of three horizontal lines for handwriting practice: a solid top line, a dashed middle line, and a solid bottom line.

A set of three horizontal lines for handwriting practice: a solid top line, a dashed middle line, and a solid bottom line.

Draw more to make 6.

○ ○ ○ ○ ○	○ ○ ○ ○ ○
○ ○ ○ ○	○ ○ ○
○ ○ ○	○ ○
○	○ ○ ○ ○
○ ○ ○ ○ ○	○ ○ ○
○ ○	○ ○ ○ ○
○	○ ○ ○ ○

make 6

Name _____

Date _____

Tyler bought a cone with 4 scoops. He ate 1 scoop. Cross out 1 scoop. How many scoops were left?



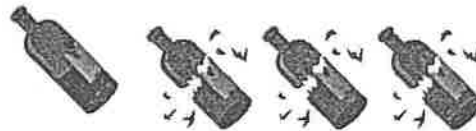
$$4 - 1 = \square$$

Eva ate ice cream, too. She ate 2 scoops. How many scoops were left?



$$4 - 2 = \square$$

There were 4 bottles. 3 of them broke. How many bottles were left?



$$4 - 3 = \square$$

Sight Words

Have your child read each sight word and write it on the lines. If you'd like to make little flash cards, there is space on the bottom to cut them out.

he	<hr/> <hr/> <hr/>	as	<hr/> <hr/> <hr/>
was	<hr/> <hr/> <hr/>	with	<hr/> <hr/> <hr/>
for	<hr/> <hr/> <hr/>	his	<hr/> <hr/> <hr/>
on	<hr/> <hr/> <hr/>	they	<hr/> <hr/> <hr/>
as	<hr/> <hr/> <hr/>	I	<hr/> <hr/> <hr/>

he	was	for	are	on
as	with	his	they	I

Letter Poems

Directions: Practice reading the letter poems, come up with other words that begin with the letter sound.

Ff


Capital letter F

Small letter f

F says "f"

20 flowers in the field

F, f, f



Bb


Capital letter B

Small letter b




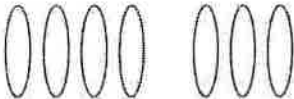






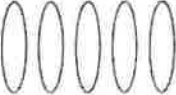







B says "b"

19 bees at the beach.

B, b, b



Cross 1 out, and write how many.


	<input type="text"/>		<input type="text"/>
	<input type="text"/>		<input type="text"/>
	<input type="text"/>		<input type="text"/>
	<input type="text"/>		<input type="text"/>
	<input type="text"/>		<input type="text"/>
	<input type="text"/>		<input type="text"/>
	<input type="text"/>		<input type="text"/>
	<input type="text"/>		<input type="text"/>
	<input type="text"/>		<input type="text"/>

Name _____

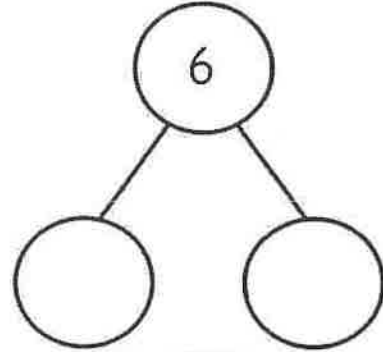
Date _____

Fill in the number sentences and number bonds.

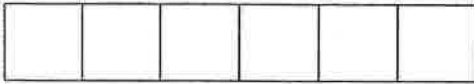
Take away 3 hats.



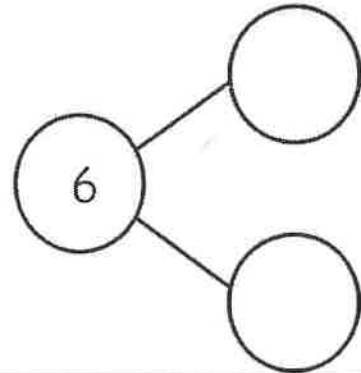
$$\boxed{6} - \boxed{} = \boxed{}$$



Take away 4 cubes.

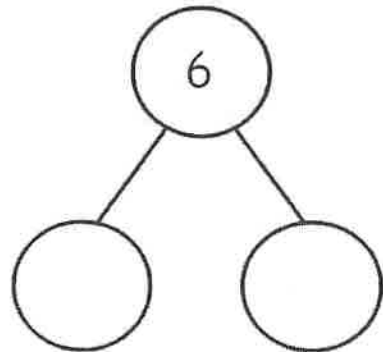


$$\boxed{6} - \boxed{} = \boxed{}$$




Draw 6 circles in a 5-group. Take away 2 circles.

$$\boxed{} - \boxed{} = \boxed{}$$



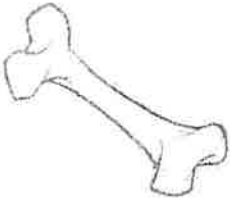
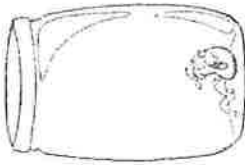
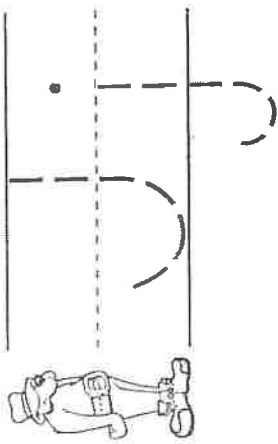
My Letter F Book

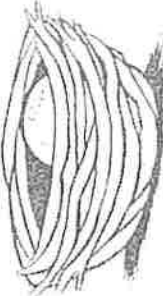

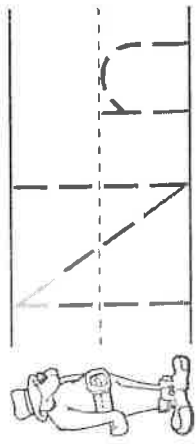


by

Dear Family: Ask your child what the book is about. Discuss each page. Read pages 1 and 2 with your child.

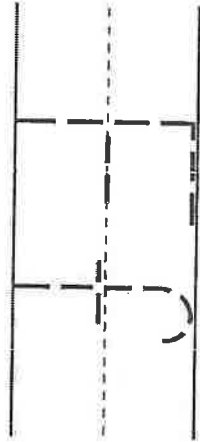
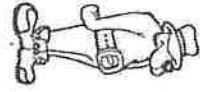
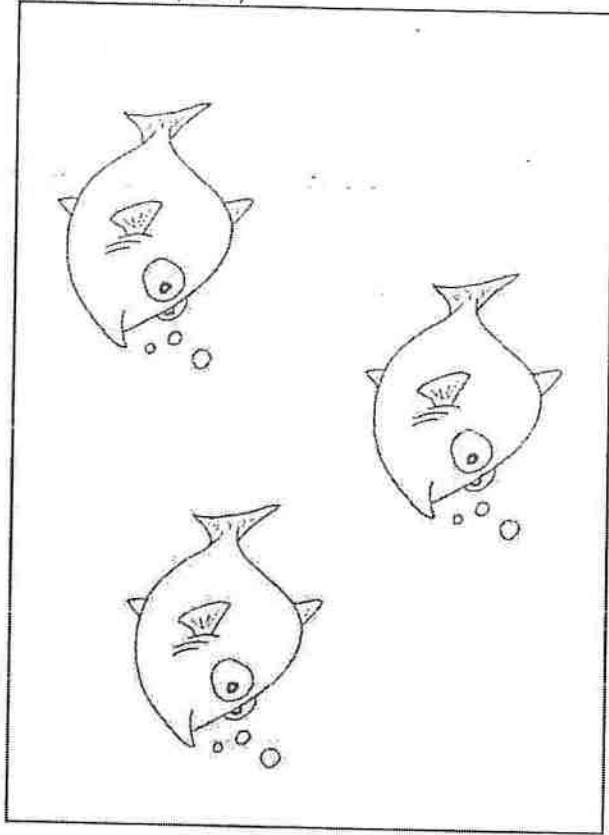
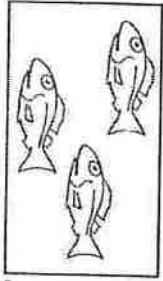
Other sounds I know about:


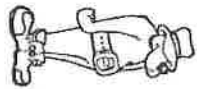
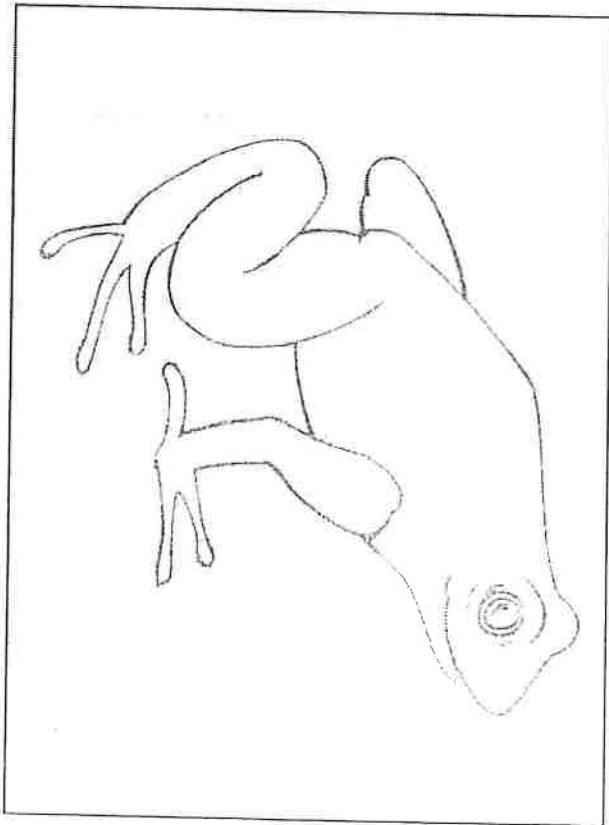
3 Have students cross out the picture that does not start with the sound.

I see 3



©2008 Sopris West Educational Services. All rights reserved.

See the



LESSON 23

Noah had 7 red balloons. Two balloons popped as he and his kitties played with them.


Draw Noah's balloons. How would you show that 2 of them popped in the picture? Can you make a number sentence about your story? Try to draw a number bond to go with it!

Name _____

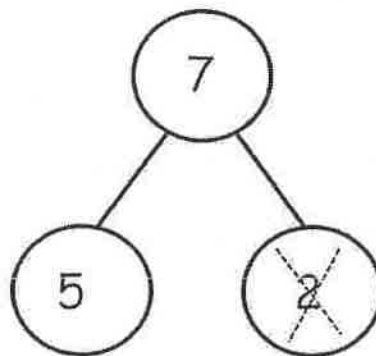
Date _____

Say the number sentence. Fill in the blanks. Cross out the number.


Cross out 2 dots.



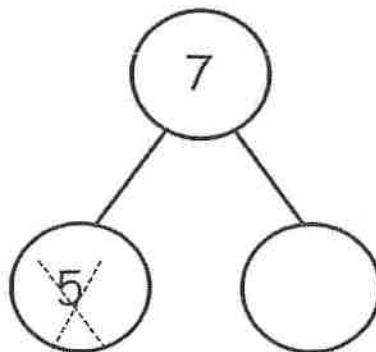
$$7 - 2 = \square$$



Cross out 5 dots.



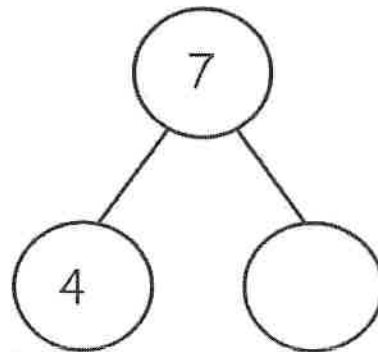
$$7 - 5 = \square$$



Cross out 4 dots.



$$7 - 4 = \square$$



LESSON 24

Robin had 8 cats in her house. Three of the cats went outside to play in the sunshine. Draw her cats. Use your picture to help you draw a number bond about the cats. How many cats were still in the house? Can you make a number sentence to tell how many cats were still inside?

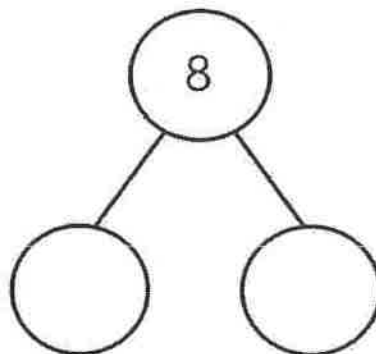
Name _____ Date _____

Fill in the number sentences and number bonds.

Put an X on 3 dots.



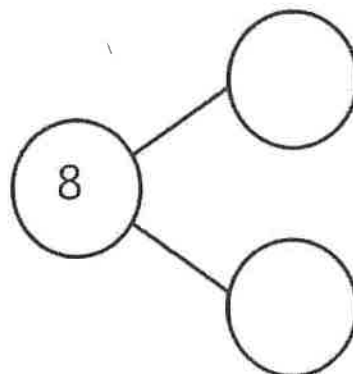
$$\boxed{8} - \boxed{} = \boxed{}$$




Put an X on 5 dots.



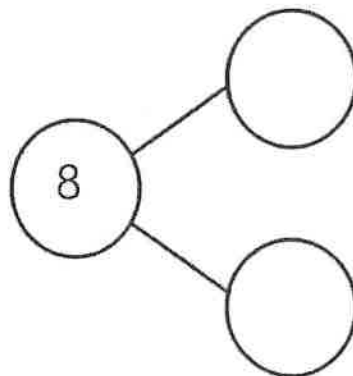
$$\boxed{} - \boxed{} = \boxed{}$$



Put an X on some dots.




$$\boxed{} - \boxed{} = \boxed{}$$





Name: _____

Read. Draw. Write.




fox




That's fun!

Gathering Information




What else can an elephant do with its trunk?
Read the sentences and look at the pictures.
Then answer the question.


It can spray water
on itself.



It can pat a baby.



Elephants can hug!



What are three things an elephant can do
with its trunk? _____

Kindergarten Writing Choice

4/13/20-4/17/20

<p>My best friend is...</p> <p>We like to...</p>	<p>Practice writing 1st ten sight words:</p> <p>The Of And A a To In Is You That It</p>	<p>Build sight words using Legos, blocks, sticks or other materials</p>
<p>Go outside & write about the sounds you hear.</p>	<p>Practice writing your first & last name</p>	<p>Draw a picture of your family and label it.</p>
<p>Make a list of your favorite foods.</p>	<p>Write your address & telephone number</p>	<p>Build letters with playdough or blocks</p>

Capitals, Lowercase Letters, and Numbers

A B C D E F G H I

J K L M N O P Q R

S T U V W X Y Z

a b c d e f g h

i j k l m n o p q r

s t u v w x y z

1 2 3 4 5 6 7 8 9 10



Physical Education

ACTIVITY LOG

Kindergarten - 5th Grade

Use this activity log to track your physical activity minutes for 1 week. Have an adult put their initials next to each day that you complete 30 - 60 minutes. Do the warm-up, pick a fitness activity from the list, and do the cool down. (An example day is done for you).

Day	Warm-up	Fitness Activity	Cool Down	Total
<i>Example Day</i>	<i>Warm-up 5 Minutes</i>	<i>Family Hike 25 Minutes</i>	<i>Cool Down 5 Minutes</i>	<i>35 Minutes</i>
Monday				
Tuesday				
Wednesday				
Thursday				
Friday				

Warm-up Routine

1. Grapevine around the house once or down the hall 5 times.
2. 10 jumping jacks.
3. Bear Crawl & count to 10.
4. Crab Walk & count to 10.

Cool Down Routine

1. Sit with your legs straight out in front and reach for your toes, go slow and keep your legs straight.
2. Big, slow arm circles forward 5 times and backwards 5 times.
3. Pick 2-3 Yoga poses and count to 10.

Fitness Activity Choices

- | | | |
|-----------------------------|---------------------------|--------------------|
| Family Walk | Tag Game | Dance Party |
| Jog Around The House | Basketball Game | Croquet |
| Badminton | Frisbee | Play Catch |
| Family Hike | Yard Work | Stack Wood |
| HIIT Workout (YouTube) | Walk The Dog | Go Noodle (online) |
| Cosmic Kids Yoga (YouTube) | Soccer | Wiffle Ball |
| Jump Rope | Zumba Kids (online) | Jogging |
| Cup Stacking | Build an Obstacle Course | Build a Fort |
| Bike Ride/ Scooter Ride | Outdoor Scavenger Hunt | Juggling |
| Beach Body for Kids(online) | Playworks at Home(online) | |

