

# FRSD Distance Learning: Kindergarten April 27- May1



Hello FRSD K-5 families! As we move forward with our new distance learning format, we hope to partner with you to make this transition as smooth as possible. We know that this is a stressful time for our students and we want to be sensitive to their (and your) needs. As such, at this time distance learning at the K-5 level is being rolled out slowly, with all of our families being considered.

A paper packet will be available via the links below, each Monday which will include a weekly lesson plan as well as work from both our ELA and Math curricula. Alternately, packets will be available for pickup on Mondays at the school. Teachers will be reaching out to you at least once weekly regarding the progress of your student in their classwork. Also available to families are the online supplemental resources linked to via the COVID-19 link on the FRSD webpage under "Supplemental Learning". Please reach out to your teacher with any questions, concerns, or feedback going forward. If the school closure is extended beyond the current timeline, we will reassess our plans as needed. Thank you for your continued partnership in your child's education!



## **Contact Information:**

1. Teachers will be available from 8:00-4:00 each day.
2. If you are unable to reach a teacher for some reason, leave a message or send an email and they will get back to you within 24 hrs.
3. Please know that many of our teachers will be using Google Voice- this number may look unfamiliar when they call you



## **Differentiation/Extension/Supports:**

1. We understand that you may need to provide your child with extra support or extension activities during this time.
2. If you are unable to access the online Differentiation/Extension document online, please communicate with your child's teacher for more ideas



## **FRSD Meal Plan:**

1. FRSD is providing free meals (sack lunch & breakfast) to **anyone** 18 years or younger at the following locations in our community:
2. **VES Parking Lot:** Drive through from 11:00-12:30
3. There are 13 bus routes for meal delivery with a few stops per route. The stops/routes are listed here.
4. If you cannot make it to one of these locations and need meals delivered to your house please contact your school office by 8:00 AM of the day you need them delivered and let us know how many kids need a meal, your address and a phone number where you can be reached.



## **Stay Informed:**

Please remember to check the Fern Ridge School District webpage for updates.  
<https://www.fernridge.k12.or.us/>

Emily Bliven [ebhoven@fernridge.k12.or.us](mailto:ebhoven@fernridge.k12.or.us) 971-267-2428

Gretta Connolly [gconnolly@fernridge.k12.or.us](mailto:gconnolly@fernridge.k12.or.us) 541-632-4389

Paris Hood [phood@fernridge.k12.or.us](mailto:phood@fernridge.k12.or.us) 458-205-5955

Ann Oxenford [aoxenford@fernridge.k12.or.us](mailto:aoxenford@fernridge.k12.or.us) 458-201-4401

Reine Peirce [rpeirce@fernridge.k12.or.us](mailto:rpeirce@fernridge.k12.or.us) 541-972-3296


**WEEKLY MESSAGE from grade level teams: Happy Monday! Don't forget to call us with any questions you have. Have a great week and check out the Sluggo Reading Celebration!**

Monday	Tuesday	Wednesday	Thursday	Friday
Assignments	Assignments	Assignments	Assignments	Assignments
<p><b>Math:</b> Do Lesson 31 Application Problem -Lesson 32 Problem Set *Check out this link for videos that relate to each day's problem set! <a href="https://embarc.onlin.e/course/view.php?id=10">https://embarc.onlin.e/course/view.php?id=10</a> <b>Extra:</b> count by 1's and 10's to 100.</p> <p><b>Reading:</b> Read the <u>Unit 11 Homework 1</u> half page 2 times. (p. 3)</p> <p>Do the Letter L trace page. (p.5 &amp; 6) On the back draw a picture of something that starts with the letter L and write a sentence about it. <b>Extra:</b> Read for the Sluggo Reading Challenge! (p. 7 &amp;8)</p> <p><b>Writing:</b> Pick 1 box from the writing choice board. Check it off when done. Use capitals, spaces, and a period when writing. (p. 23)</p> <p>Complete 1st sentence of opinion writing (cupcakes or cookies), then rewrite complete sentence. (p.24)</p> <p><b>PE</b> Log 30 minutes of activity. <b>Extra:</b> Social Studies: Read and discuss pages 82 and 83 and do the activity on page 84 and 85.</p>	<p><b>Math:</b> Do Sprint 29A -Do Lesson 33 Problem Set <b>Extra:</b> Find 3 objects shaped like a cylinder.</p> <p><b>Reading:</b> Read the <u>Unit 11 Homework 2</u> half page 2 times. (p.3)</p> <p>Practice the words on the sight word list and recite the letter L and review letter poems. (p.11 &amp; 12) <b>Extra:</b> Read for the Sluggo Reading Challenge!</p> <p><b>Writing:</b> Pick 1 box from the writing choice board. Check it off when done. Use capitals, spaces, and a period when writing.</p> <p>Complete 2nd sentence of opinion writing (cupcakes or cookies), then rewrite complete sentence.</p> <p><b>PE</b> Log 30 minutes of activity.</p> <p><b>Extra:</b> Act out the Alphabet with Jack Hartmann <a href="https://www.youtube.com/watch?v=BQB7gpDpt6o&amp;list=PLQK2XiUY9C2hQwPHTnfeisJymIRTJY_Vb&amp;index=5">https://www.youtube.com/watch?v=BQB7gpDpt6o&amp;list=PLQK2XiUY9C2hQwPHTnfeisJymIRTJY_Vb&amp;index=5</a></p>	<p><b>Math:</b> Do Lesson 32 Application Problem -Do Lesson 35 Problem Set <b>Extra:</b> Count backwards from 20 to 1.</p> <p><b>Reading:</b> Read the <u>Unit 11 Homework 3</u> half page 2 times. (p.4)</p> <p>Work on the letter L booklet. (p.15 &amp; 16)</p> <p>Recite the letter L and review letter poems. <b>Extra:</b> Read for the Sluggo Reading Challenge!</p> <p><b>Writing:</b> Pick 1 box from the writing choice board. Check it off when done. Use capitals, spaces, and a period when writing.</p> <p><b>PE</b> Log 30 minutes of activity.</p> <p><b>Extra:</b> Explore the website and learn about how we can help. <a href="https://kids.nationalgeographic.com/explore/nature/save-together/">https://kids.nationalgeographic.com/explore/nature/save-together/</a></p>	<p><b>Math:</b> Do Sprint 29B -Do Lesson 36 Problem Set <b>Extra:</b> Find 3 objects shaped like a cone.</p> <p><b>Reading:</b> Read the <u>Unit 11 Homework 4</u> page 2 times. (p.4)</p> <p>Practice the words on the sight word list and recite the letter L and review letter poems. <b>Extra:</b> Read for the Sluggo Reading Challenge!</p> <p><b>Writing:</b> Pick 1 box from the writing choice board. Check it off when done. Use capitals, spaces, and a period when writing.</p> <p>Complete last sentence of opinion writing (cupcakes or cookies) then rewrite complete sentence.</p> <p><b>PE</b> Log 30 minutes of activity.</p> <p><b>Extra:</b> Science! Make 2 bowls of water. Freshwater and saltwater. Find things to sink and float in each. Why might they do that?</p>	<p><b>Math:</b> Do Lesson 34 Application Problem -Do Lesson 37 Problem Set <b>Extra:</b> Write your numbers 30-50.</p> <p><b>Reading:</b> Do the Rhyming words worksheet. (p.21)</p> <p>Do the letter L <u>Read. Draw. Write. Page.</u> Draw a picture and write 1 thing about a ladybug. (p.22) <b>Extra:</b> Read for the Sluggo Reading Challenge!</p> <p><b>Writing:</b> Pick 1 box from the writing choice board. Check it off when done. Use capitals, spaces, and a period when writing.</p> <p>Draw a picture &amp; add details to match your opinion writing.</p> <p><b>PE</b> Log 30 minutes of activity.</p> <p><b>Extra:</b> Explore the site and pick an animal to draw once you've learned about it. <a href="https://kids.nationalgeographic.com/explore/ocean-portal/">https://kids.nationalgeographic.com/explore/ocean-portal/</a></p>


APPLICATION PROBLEM

Lesson 31	Five children were playing soccer in the park. Draw the children. Four more children came to play. Draw the new players. How many children were playing soccer? How did you know? Turn and talk to a family member about your answer.
--------------	---------------------------------------------------------------------------------------------------------------------------------------------------------------------------------------------------------------------------------------

Kate has 9 heart stickers. Some are yellow, and the rest are green. Show two different ways Kate's stickers could look. Fill in the number sentences to match.




$$9 = \square + \square$$




$$9 = \square + \square$$

Danny has 10 robots. Some are red, and the rest are gray. Show two different ways Danny's robots could look. Fill in the number sentences to match.



$$10 = \square + \square$$



$$10 = \square + \square$$

UNIT 11 HOMEWORK 1

Nat

This is Nat. Nat is the 

The man needs Nat.

Nat did it. Nat sees the man.



The man is 

Nat seems 

Please initial with each reading \_\_\_\_\_

UNIT 11 HOMEWORK 2

The 

See Tim, Matt, and Nan

in the 

Matt said, "This is sad, sad, sad."

Nan said, "We need the 

Tim said, "We need the 



Please initial with each reading \_\_\_\_\_

Matt, Nan, and Tim

See Nan, Matt, and



Tim in the



See Matt. He was sad.



See Tim. He said,



"We need the



Nan, Matt, and



Tim seem



Please initial with each reading.

Modified from Story 6

©2008 Sopris West Educational Services. All rights reserved.

**Storybook Decoding Review**

Sounds you know:

■ a h Th i w

■ ee H d N s

Words you can sound out:

● meet hand swim Dan

●● this man He it

Words you have learned:

✈ has is Was with

Sentences you can read:

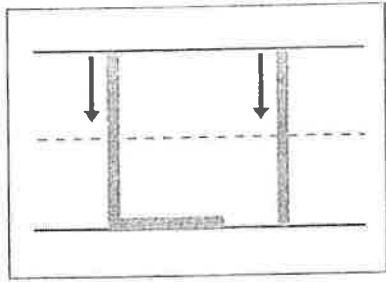
✍ We had mints in the sand.

✍ Tim said, "His dad seems sad."


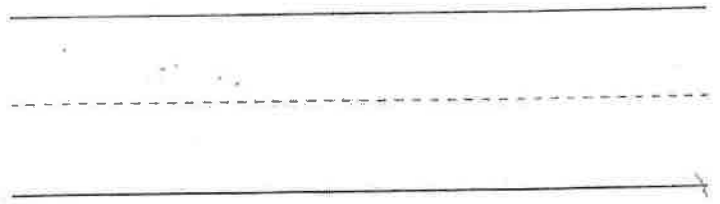
Please initial after the student has read the page.

Reprint of Storybook Decoding Review

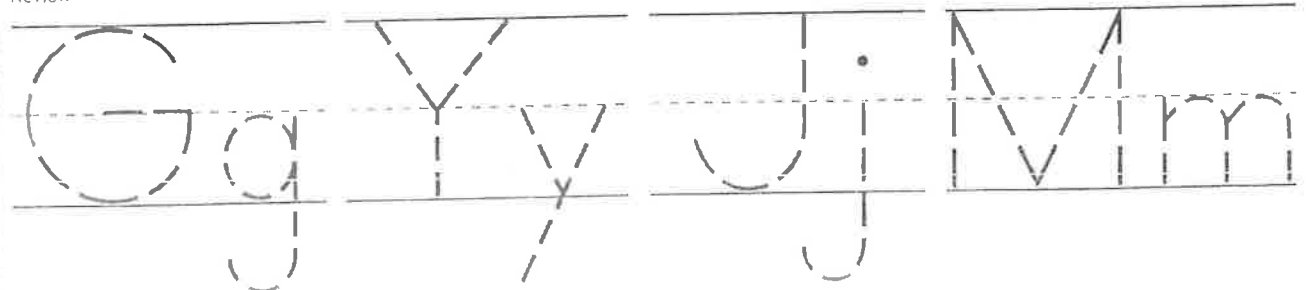
©2008 Sopris West Educational Services. All rights reserved.



I'm





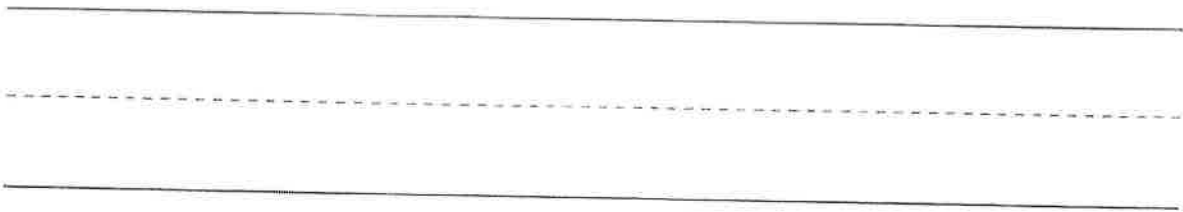

Review



Student's Challenge Find and circle the four hidden L's.

Dear Family: Ask your child to tell you about the page: "What letter are you studying?" (l) • "What is the picture begin with?" (lobsters and lighthouse) • "What letter is at the bottom of the page?" (l)

I'm \_\_\_\_\_





## SLUGGO READING CHALLENGE!

Hi Kinder Parents! This is a reading challenge we do every year at school. The Eugene Emeralds have made it available for students to do at home during this distance learning time! For Kindergarteners, their reading goal should be 10 minutes a day or 1 book. This can be read to them or they can read on their own! If you are unable to access the bookmark you can do it on a piece of paper also!

This is an optional challenge but is a great way to motivate kids to read!

1. Click on "Download Bookmark".
2. In the upper right hand corner on that page, click on the "Print" button.
3. *\*\*\*If you don't have access to a printer right now, click the "Download" button in the upper right hand corner, next to the "Print" button. Save the PDF file on your computer and skip step 4\*\*\**
4. CAREFULLY WITH ADULT SUPERVISION cut along the pink dotted line. Once completely cut out fold in the middle, on the blue dotted line, to make your very own bookmark!
5. Talk with your parents or teacher to set a reading goal, based on your reading level. This goal can be reading 10 books, reading a certain number of minutes 10 times or having 10 books read to you for the younger students.
6. Track your 10 reading goals on the back of the bookmark and don't forget to add your name, your teacher's name & your school.
7. *\*\*\*If you don't have access to a printer, open the downloaded file with a PDF viewer, such as Adobe Acrobat. You can edit the reading goal fields digitally. Once you have your bookmark filled out and you have access to a printer, print out the bookmark\*\*\**
8. A completed bookmark can be turned into the Emeralds Ticket Office this Summer for 2 FREE TICKETS to an Ems Reading Program Game Date.

### 2020 Promotions

Keep an eye on the promotions page of Emeraldsbaseball.com to see when our Reading Program Game Dates will take place. Dates are subject to change and tickets are based upon availability. While we encourage students to read as much as possible, the Eugene Emeralds Ticket Office will only be accepting one bookmark per student for their 2 free tickets.

We want to thank all the schools, teachers, parents, Oregon Medical Group and Wildish for helping us continue this fantastic reading program. We hope this encourages you to read everyday so you can get those tickets and join us this Summer at PK Park!

*If you have questions or would like more information, please contact Anne Culhane at [anne@emeraldsbaseball.com](mailto:anne@emeraldsbaseball.com)*

Take this page out of your packet and keep it!

Print this out and CAREFULLY WITH ADULT SUPERVISION cut along the pink dotted line. Once cut out, fold in the middle along the blue dotted line. Track your reading goal, write your name, your teacher's name and your school on the back.

HEAD HERE

CUT HERE



# MAKE YOUR OWN BOOKMARK



# Sluggo

AND THE HOMERUN READING CHALLENGE

## EMERALDS

1.
2.
3.
4.
5.
6.
7.
8.
9.
10.

Name

Professor

School

If you don't have access to a printer right now, you can keep track of your reading goals digitally. Save this pdf to your computer, open in a pdf viewer and add the reading goal rights.

A completed bookmark can be turned into the Emeralds Ticket Office this Summer for 2 tickets to an Emeralds Reading Program Game Date. Dates will be posted on [Emeraldsbasketball.com](http://Emeraldsbasketball.com) and are subject to change. Tickets based upon availability.

Name \_\_\_\_\_

Date \_\_\_\_\_

## My Addition Practice



$1 + 1 =$ <input type="text"/>	$2 + 3 =$ <input type="text"/>
$4 + 1 =$ <input type="text"/>	$1 + 3 =$ <input type="text"/>
$1 + 2 =$ <input type="text"/>	$2 + 2 =$ <input type="text"/>
$3 + 1 =$ <input type="text"/>	$3 + 1 =$ <input type="text"/>
$1 + 4 =$ <input type="text"/>	$2 + 3 =$ <input type="text"/>
$2 + 1 =$ <input type="text"/>	$4 + 1 =$ <input type="text"/>
$2 + 2 =$ <input type="text"/>	$3 + 2 =$ <input type="text"/>
$3 + 2 =$ <input type="text"/>	$1 + 3 =$ <input type="text"/>

Name \_\_\_\_\_

Date \_\_\_\_\_


Fill in the number sentence to match the story.

There were 7 trains. 2 trains rolled away. Now, there are 5 trains.




$$\underline{\quad} - \underline{\quad} = \underline{\quad}$$

There were 9 cars at the stop sign. 7 drove away. There are 2 cars left.



$$\underline{\quad} - \underline{\quad} = \underline{\quad}$$

There were 10 people. 6 people got on the bus. Now, there are 4 people.



$$\underline{\quad} - \underline{\quad} = \underline{\quad}$$

### Sight Words

Have your child read each sight word and write it on the lines. If you'd like to make little flash cards, there is space on the bottom to cut them out.

but	_____	we	_____
not	_____	when	_____
what	_____	your	_____
all	_____	can	_____
were	_____	said	_____

but	not	what	all	were
We	when	your	can	said

## Letter Poems

Directions: Practice reading the letter poems, come up with other words that begin with the letter sound.

L


Capital letter L

Small letter l

L says "l"

2 lobsters in the lighthouse

L, l, l



I

Capital letter I

Small letter i

I says "i"

12 insects in the ink

I, i, i



APPLICATION PROBLEM


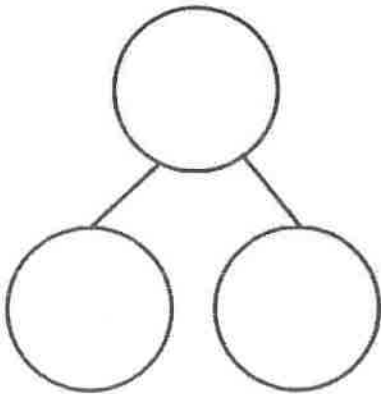
<p>Lesson 32</p>	<p>Chen had 9 pencils. Some of his pencils were red and some were blue. Draw Chen's pencils. Make a number bond about your pencils. Now, show a family member your picture and number bond.</p>
----------------------	-------------------------------------------------------------------------------------------------------------------------------------------------------------------------------------------------

Name \_\_\_\_\_

Date \_\_\_\_\_


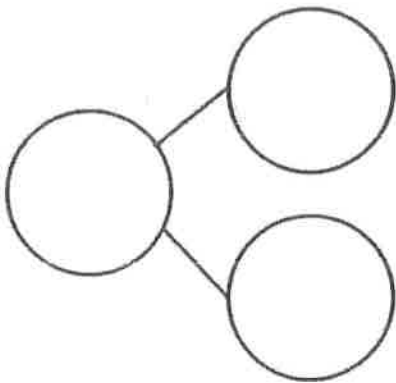
Fill in the number bond and number sentence. Cross off the part that goes away.

Jeremy had 9 baseballs. He took 5 baseballs outside to play, and they got lost. How many balls are left?



$$\underline{\quad\quad} - \underline{\quad\quad} = \underline{\quad\quad}$$

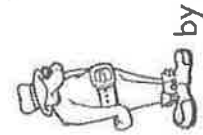
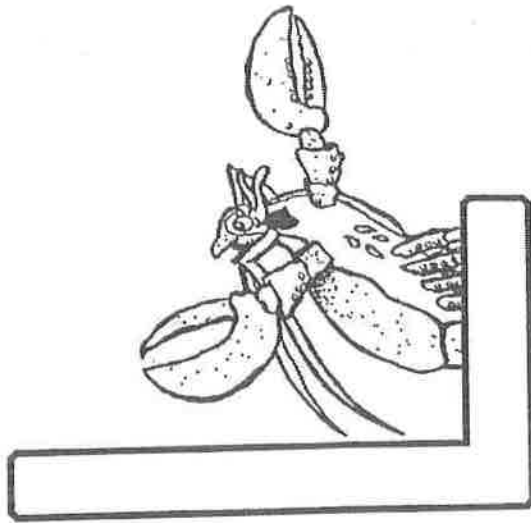
Sandy had 9 leaves. Then, 4 leaves blew away. How many leaves are left?



$$\underline{\quad\quad} - \underline{\quad\quad} = \underline{\quad\quad}$$



# My Letter L Book



**Dear Family:** Ask your child what the book is about. Discuss each page. Read pages 1 and 2 with your child.

Three horizontal lines for writing: a solid top line, a dashed middle line, and a solid bottom line.


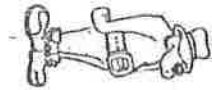

©2008 Sopris West Educational Services. All rights reserved.

Other sounds I know about:




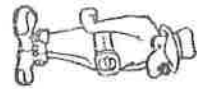
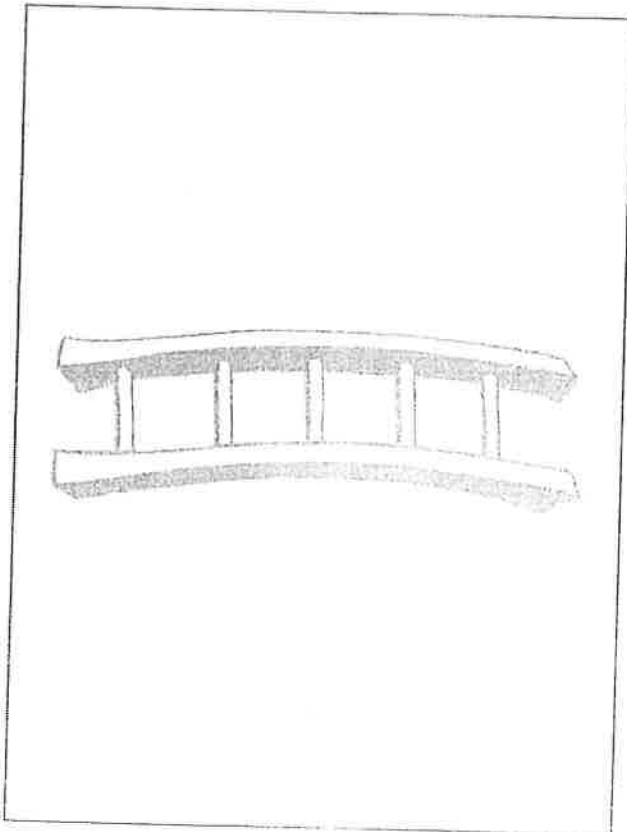
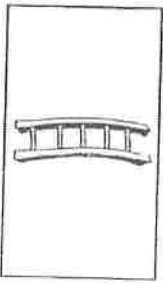
3 Have students cross out the picture that does not start with the sound.

See the



©2008 Sopris West Educational Services. All rights reserved.

I see the



Name \_\_\_\_\_

Date \_\_\_\_\_

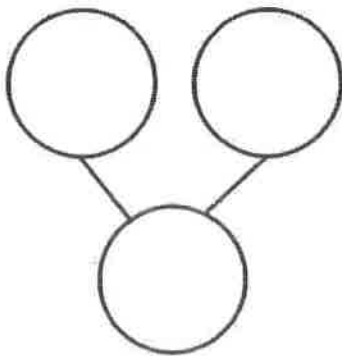
## My Decomposition Practice



$1 + 1 = \square$	$2 = \square + \square$
$\square = 4 + 1$	$3 = \square + \square$
$1 + 2 = \square$	$2 + 2 = \square$
$3 + 2 = \square$	$\square = 3 + 1$
$\square = 1 + 3$	$3 = \square + \square$
$2 + 1 = \square$	$3 + 2 = \square$
$1 + 4 = \square$	$4 = \square + \square$
$\square = 3 + 2$	$4 = \square + \square$

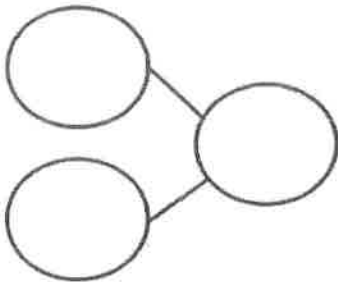
Make a 5-group drawing to show the story. Fill in the number bond and number sentence. Cross off the part that goes away.

Nick had 10 party hats. 7 hats were thrown away. How many hats does Nick have now?



$$\underline{\quad} - \underline{\quad} = \underline{\quad}$$

Tatiana had 10 juice boxes. 3 juice boxes broke and spilled. How many full juice boxes does she have left?



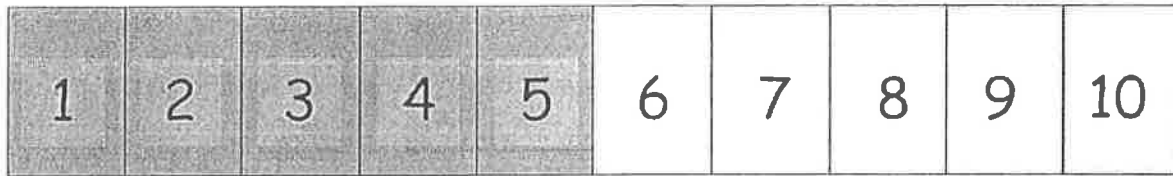
$$\underline{\quad} - \underline{\quad} = \underline{\quad}$$

Subtract.

$$5 - 1 = \square \quad 5 - 2 = \square \quad 5 - 3 = \square \quad 5 - 4 = \square$$

APPLICATION PROBLEM

<p>Lesson 34</p>	<p>Tony had 8 checkers. His friend took 3 away. How many checkers did Tony have left?</p> <p>Draw a picture of the story. Draw a number bond and write a number sentence about the story.</p>
----------------------	-----------------------------------------------------------------------------------------------------------------------------------------------------------------------------------------------



Stella had 4 pennies. She found 3 more pennies. How many pennies does Stella have now?

$$\underline{\quad} + \underline{\quad} = \underline{\quad}$$

Stella gave the 3 pennies to her dad. How many pennies does she have now?

$$\underline{\quad} - \underline{\quad} = \underline{\quad}$$

Marissa made 8 bracelets. She loved them so much she did not give any away. How many bracelets does Marissa have now?

$$\underline{\quad} - \underline{\quad} = \underline{\quad}$$

Jackson found 6 toys under his bed. He looked and did not find any more toys. How many toys does Jackson have now?

$$\underline{\quad} + \underline{\quad} = \underline{\quad}$$

Solve.


$$2 + 0 = \square \quad 2 - 0 = \square \quad 4 - 0 = \square \quad 3 + 0 = \square$$

# Rhyming Words

Say each word below. Match the words that rhyme.



cot



fan



pan



dip



lip



pot



hen



pen

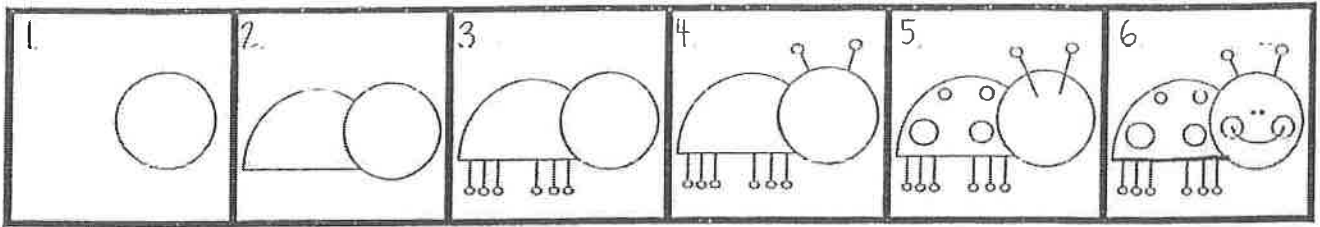
Good  
matching!





21

Name: \_\_\_\_\_

Read. Draw. Write.



ladybug





Kindergarten Writing Choice Board

4/27/20-5/1/20

Parent tips:

1. Please remind your student to begin with a capital letter, finger spaces between words, and punctuation at the end of sentence.
2. Phonetic spelling is encouraged. This is simply sounding out words and writing sounds they hear. Example: (friend f-r-e-n-d).

<p>Name 3 things you are grateful for.</p>	<p>Make flashcards of the 3<sup>rd</sup> list of sight words.  at or  be one  this had  have by  from words</p>	<p>Make 3<sup>rd</sup> list of sight words with playdough</p>
<p>My favorite ocean animal is...</p>	<p>Complete 1<sup>st</sup> part of poem about yourself:  I am _____(name)  I love _____  I need _____  I want _____</p>	<p>Write 3<sup>rd</sup> list of sight words with a white crayon, then paint over them to reveal the words!</p>
<p>If you were an animal, what would you be &amp; why?</p>	<p>Complete 2<sup>nd</sup> part of poem about yourself:  I am afraid of _____  I feel _____  I dream of _____  I am _____</p>	<p>Draw a picture to go with your poem, add details &amp; label it.</p>

Name \_\_\_\_\_ Date \_\_\_\_\_



or



Do you like cupcakes or cookies?

I like \_\_\_\_\_

\_\_\_\_\_

They taste \_\_\_\_\_

\_\_\_\_\_

My favorite kind are \_\_\_\_\_

\_\_\_\_\_



# Physical Education ACTIVITY LOG

Kindergarten - 5th Grade

Use this activity log to track your physical activity minutes for 1 week. Have an adult put their initials next to each day that you complete 30 - 60 minutes. Do the warm-up, pick a fitness activity from the list, and do the cool down. (An example day is done for you).

Day	Warm-up	Fitness Activity	Cool Down	Total
<i>Example Day</i>	<i>Warm-up 5 Minutes</i>	<i>Family Hike 25 Minutes</i>	<i>Cool Down 5 Minutes</i>	<i>35 Minutes</i>
Monday				
Tuesday				
Wednesday				
Thursday				
Friday				

### Warm-up Routine

1. Jog around the house once or down the hall 5 times.
2. Lunges around the house or down the hall 2 times
3. Jumping jacks in place 15 times.
4. Standing squats 10 times.



### Cool Down Routine

1. Stand feet shoulder width apart. Bend the right leg and lean to the right. This works the inside of your leg. (10 seconds) Switch legs and bend the left leg and lean to the right. (10 seconds)
2. Look at the stretch picture. Sit down legs straight, bend the right leg so the bottom of the foot is facing and touching the inside inner thigh. Lean forward and touch your left foot slowly for 10 seconds, Switch legs and have the left leg bent and touching the right foot slowly for 10 seconds.
3. Arm circles on the side 10 times and reverse arm circles 10 times

### Fitness Activity Choices

Family Walk  
 Jog Around The House  
 Badminton  
 Family Hike  
 HIIT Workout (YouTube)  
 Cosmic Kids Yoga (YouTube)  
 Jump Rope  
 Cup Stacking  
 Bike Ride/ Scooter Ride  
 Beach Body for Kids(online)  
 Fit Boost Activity (online)  
 Hopscotch  
 Relay races

Tag Game  
 Basketball Game  
 Frisbee  
 Yard Work  
 Walk The Dog  
 Soccer  
 Zumba Kids (online)  
 Build an Obstacle Course  
 Outdoor Scavenger Hunt  
 Playworks at Home(online)  
 Four Square  
 Chalk Obstacle Course on the sidewalk  
 Balloon Volleyball

Dance Party  
 Croquet  
 Play Catch  
 Stack Wood  
 Go Noodle (online)  
 Wiffle Ball  
 Jogging  
 Build a Fort  
 Juggling  
 Bean Bag Toss Game  
 Wall Ball  
 Hackysack

