

## FRSD Distance Learning: 2nd Grade June 1- June 5



Hello FRSD K-5 families! As we move forward with our new distance learning format, we hope to partner with you to make this transition as smooth as possible. We know that this is a stressful time for our students and we want to be sensitive to their (and your) needs. As such, at this time distance learning at the K-5 level is being rolled out slowly, with all of our families being considered.

A paper packet will be available via the links below each Monday which will include a weekly lesson plan as well as work from both our ELA and Math curricula. Alternately, packets will be available for pickup on

Mondays at the school. Teachers will be reaching out to you at least once weekly regarding the progress of your student in their classwork. Also available to families are the online supplemental resources linked to via the COVID-19 link on the FRSD webpage under "Supplemental Learning". Please reach out to your teacher with any questions, concerns, or feedback going forward. If the school closure is extended beyond the current timeline, we will reassess our plans as needed. Thank you for your continued partnership in your child's education!



### Contact Information:

1. Teachers will be available from 8:00-4:00 each day.
2. If you are unable to reach a teacher for some reason, leave a message or send an email and they will get back to you within 24 hrs.
3. Please know that many of our teachers will be using Google Voice- this number may look unfamiliar when they call you

### Differentiation/Extension/Supports:



1. We understand that you may need to provide your child with extra support or extension activities during this time.
2. If you are unable to access the online Differentiation/Extension document online, please communicate with your child's teacher for more ideas



### FRSD Meal Plan:

1. FRSD is providing free meals (sack lunch & breakfast) to **anyone** 18 years or younger at the following locations in our community:
2. **VES Parking Lot:** Drive through from 11:00-12:30
3. There are 13 bus routes for meal delivery with a few stops per route. The stops/routes are listed here.

4. If you cannot make it to one of these locations and need meals delivered to your house please contact your school office by 8:00 AM of the day you need them delivered and let us know how many kids need a meal, your address and a phone number where you can be reached.



### Stay Informed:

Please remember to check the Fern Ridge School District webpage for updates.  
<https://www.fernridge.k12.or.us/>

Alisa Johnson [ajohnson@fernridge.k12.or.us](mailto:ajohnson@fernridge.k12.or.us) 541-833-0056


Deanna Greene [dgreene@fernridge.k12.or.us](mailto:dgreene@fernridge.k12.or.us) 541-991-6364 (Please use Remind App)

Corinne Messman [cmessman@fernridge.k12.or.us](mailto:cmessman@fernridge.k12.or.us) 541-844-7384

Angie Pebworth [apebworth@fernridge.k12.or.us](mailto:apebworth@fernridge.k12.or.us) 541-485-3764

Billie Perrier [bperrier@fernridge.k12.or.us](mailto:bperrier@fernridge.k12.or.us) 541-359-9152

**WEEKLY MESSAGE from your teachers: Why did Benjamin Franklin throw his clock out the window? He wanted to see how time flies! HAHHAHA! Two weeks left!! You got this! We love you!**

Mon. 6/1	Tues. 6/2	Wed. 6/3	Thurs. 6/4	Fri. 6/5
<p><b>Fire Safety:</b> Read and complete the Safety Patrol page of your packet.</p> <hr/> <p><b>Math:</b> Lesson 11 OPTIONAL watch this lesson online at <a href="https://embarc.online/mod/page/view.php?id=4031">https://embarc.online/mod/page/view.php?id=4031</a></p> <p>Practice counting by 2's. Can you get to 100? Write them!</p> <hr/> <p><b>Reading:</b> Journey's Book: Read and discuss vocabulary words on pgs. 516-517</p> <p>Write each vocabulary word and draw a matching picture.</p> <p>Journey's Book: Read and discuss pgs. 518-519</p> <p>Complete Monday's pages of the packet.</p> <hr/> <p><b>PE:</b> Log 30 minutes of activity.</p> <hr/> <p><b>Extra:</b></p> <ul style="list-style-type: none"> <li>• Make flashcards using your spelling words and/or sight words.</li> <li>• Brainstorm a list of words that rhyme with 'toe.'</li> <li>• Read 20 minutes.</li> <li>• IXL practice</li> </ul>	<p><b>Fire Safety:</b> Read and complete the Detect the Dangers page of your packet.</p> <hr/> <p><b>Math:</b> Lesson 12 OPTIONAL watch this lesson online at <a href="https://embarc.online/mod/page/view.php?id=4035">https://embarc.online/mod/page/view.php?id=4035</a></p> <p>Practice counting by 3's. Can you get to 102? Write them!</p> <hr/> <p><b>Reading:</b> Journey's Book: Read story on pgs. 520-539 <u>Now &amp; Ben</u></p> <p>Questions to discuss while reading: How have people's views about electricity changed from the past? (after pg. 524) Which of Ben's inventions shown on this page are still popular today? (after pg. 532)</p> <p>Find the vocabulary words in the story.</p> <p>Complete Tuesday's pages of the packet.</p> <hr/> <p><b>PE:</b> Log 30 minutes of activity.</p> <hr/> <p><b>Extra:</b></p> <ul style="list-style-type: none"> <li>• Write spelling words three times each.</li> <li>• Brainstorm a list of words that rhyme with 'cold'.</li> <li>• Read 20 minutes.</li> <li>• IXL practice</li> </ul>	<p><b>Fire Safety:</b> Read and complete the Home Fire Escape Plan page of your packet.</p> <hr/> <p><b>Math:</b> Lesson 14 OPTIONAL watch this lesson online at <a href="https://embarc.online/mod/page/view.php?id=4032">https://embarc.online/mod/page/view.php?id=4032</a></p> <p>Practice counting by 4's. Can you get to 100? Write them!</p> <hr/> <p><b>Reading:</b> Journey's Book: Read Pg. 540.</p> <p>Use 'Classroom Conversation' to guide discussion about the story as you RE-READ pgs. 520-539 <u>Now &amp; Ben</u></p> <p>Complete Wednesday's pages of the packet.</p> <hr/> <p><b>PE:</b> Log 30 minutes of activity.</p> <hr/> <p><b>Extra:</b></p> <ul style="list-style-type: none"> <li>• Rainbow write (use lots of colors) your spelling words and/or sight words.</li> <li>• Brainstorm a list of words that describe Benjamin Franklin</li> <li>• Read 20 minutes.</li> <li>• IXL practice</li> <li>• Count by 4's video: <a href="https://www.youtube.com/watch?v=X7_MZ-waFM4">https://www.youtube.com/watch?v=X7_MZ-waFM4</a></li> </ul>	<p><b>Writing:</b> Complete your Thursday writing page.</p> <hr/> <p><b>Math:</b> Lesson 15 OPTIONAL watch this lesson online at <a href="https://embarc.online/mod/page/view.php?id=4036">https://embarc.online/mod/page/view.php?id=4036</a></p> <p>Practice counting by 6's. Can you get to 102? Write them!</p> <hr/> <p><b>Reading:</b> Journey's Book: Read and discuss pgs. 544-546 <u>A Model Citizen</u></p> <p>Read pg. 546 Choose an activity listed. Discuss or write your answers.</p> <p>Complete Thursday's pages of the packet.</p> <hr/> <p><b>PE:</b> Log 30 minutes of activity.</p> <hr/> <p><b>Extra:</b></p> <ul style="list-style-type: none"> <li>• Write spelling words in a sentence.</li> <li>• Listen to 520-539 <u>Now &amp; Ben</u> <a href="https://www.youtube.com/watch?v=EK_4XA8OZZAT9HHzh5w">https://www.youtube.com/watch?v=EK_4XA8OZZAT9HHzh5w</a></li> <li>• Read 20 minutes.</li> <li>• IXL practice</li> </ul>	<p><b>Writing:</b> Edit and add to your Thursday writing.</p> <hr/> <p><b>Math:</b> Week 30 &amp; Sudoku <b>OR catch up on any missed work.</b> Ⓜ Practice counting by 7's. Can you get to 98? Write them!</p> <hr/> <p><b>Reading:</b> Read Together page: Read three times for fluency. Use the Spelling Test page for the spelling test. Read an extra 20 minutes.</p> <p><b>OR catch up on any missed work.</b> Ⓜ</p>  <hr/> <p><b>PE:</b> Log 30 minutes of activity.</p> <hr/> <p><b>Extra:</b></p> <ul style="list-style-type: none"> <li>• Art: Try a surrealism clock landscape: <a href="http://plbrown.blogspot.com/2010/12/more-surrealism-2nd-grade-lands-capes.html">http://plbrown.blogspot.com/2010/12/more-surrealism-2nd-grade-lands-capes.html</a></li> <li>• Science: Learn how glass is made: <a href="https://mysteryscience.com/mini-lessons/glass?code=aa1f97d9e6920ca93571f074fedc341d">https://mysteryscience.com/mini-lessons/glass?code=aa1f97d9e6920ca93571f074fedc341d</a></li> <li>• Read 20 minutes.</li> <li>• IXL practice</li> </ul>

**Reading Focus:** -I can compare and contrast while I read.

**Spelling words:** (Long vowels o & e) seated, keeps, speed, seen, means, clean, groan, roast, bowls, crow, owe, grown

**Sight Words:** almost, pushed, dear, remember, door, sometimes, from, together, money, years

**Vocabulary:** inventions, remarkable, designed, amounts, achieve, composed, amounts, results

**Math Focus:** I can divide circles and rectangles into equal parts. I can tell time to the nearest five minutes.

**Writing Focus:** I can write 7-10 sentences using correct handwriting, capital letters, and end marks. My sentences make sense.

June 1-5

## Home Letter

Now & Ben  
Home Letter

### Dear Family,

This week we'll answer "Why might a person from long ago still be important today?"

We will read an informational text about Benjamin Franklin, who made many helpful new discoveries long ago. In addition to **Now & Ben**, we will read **A Model Citizen**, where we'll learn of the many other helpful things Ben Franklin did for his country.

History &  
Inventions

### This week's...

**Target Vocabulary:** accomplishments, inventions, result, designed, achieve, composed, remarkable, amounts

**Phonics Skills:** Reading longer words with long vowels *o* and *e*; final stable syllable *-le*

**Vocabulary Strategy:** Root words

**Comprehension Skill:** Compare and contrast—tell how two things are alike or not

**Comprehension Strategy:** Visualize—picture what is happening as you read

**Writing Focus:** Opinion writing—response essay

Be an inventor! Design something! Build something!

### Activities to Do Together

#### Vocabulary

See if you can use this week's **Target Vocabulary** words in sentences about famous people you and your child know about.

#### Relying On the Past

Work with your child to think of other inventors besides Benjamin Franklin from the past whose inventions are still important to us today. Help your child research and write a few sentences about one of them.

#### Invent a Poem

Read another book about a famous inventor. Help your child write a poem about that inventor. Have your child write an introductory sentence expressing his or her feelings about the book.



Go to the *eBook* to read and listen to this week's selection.

# Safety Patrol

Monday

Reproducible Master

## Go on a fire safety patrol in your home.

Use this chart to test the smoke alarms in your home. Ask a grown-up to help. Circle Yes or No for each question. When you finish your patrol, write your names, address, and phone number in the spaces provided. Then bring the chart back to class.



Do you have a smoke alarm on each level of your home?      Yes      No

Do you have a smoke alarm in or near every bedroom and sleeping area?      Yes      No

Do all of your smoke alarms work when you test them?      Yes      No

Student \_\_\_\_\_ Parent/Caregiver \_\_\_\_\_

Address \_\_\_\_\_ Phone number \_\_\_\_\_

### Dear Parent/Caregiver,

Your child is taking part in a home fire safety program. It will provide free smoke alarms to families that need them.\* Please contact your child's teacher or your local fire department for further information. Remember: Smoke alarms do not last forever. Replace your smoke alarms every 10 years.

\* Available while supplies last.



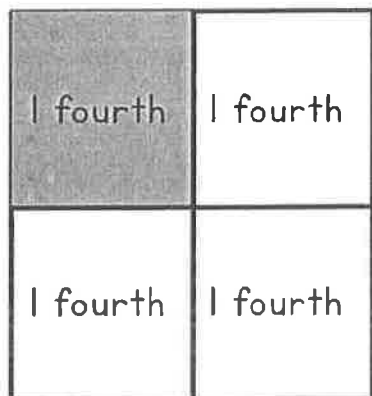
Name \_\_\_\_\_

Monday

Lesson II

# Describing a Whole

You can describe a fraction as the sum of its parts.



Look at this rectangle.

It is divided into fourths.

We say that 1 fourth is shaded.

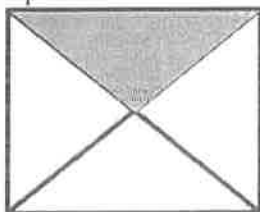
We would need 3 fourths to be shaded in to make a whole.

If all 4 parts were shaded in it would be a whole.



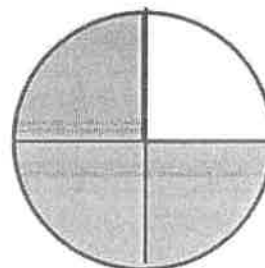



**Directions-** Write what fraction needs to be shaded to make a whole.

Example



3 fourths



Monday


2. What fraction do you need to color so that 1 whole is shaded?

a.




\_\_\_\_\_

b.



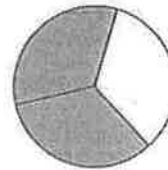
\_\_\_\_\_

c.



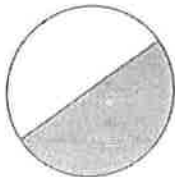
\_\_\_\_\_

d.



\_\_\_\_\_

e.



\_\_\_\_\_

f.




\_\_\_\_\_

3. Complete the drawing to show 1 whole.

a. This is 1 half.  
Draw 1 whole.



b. This is 1 third.  
Draw 1 whole.



c. This is 1 fourth.  
Draw 1 whole.





# ABC Order

Name: \_\_\_\_\_

Monday

seated

seen

groan

crow

keeps

means

roast

owe

speed

clean

bowls

grown

a b c d e f g h i j k l m n o p q r s t u v w x y z

1.

\_\_\_\_\_

2.

\_\_\_\_\_

3.

\_\_\_\_\_

4.

\_\_\_\_\_

5.

\_\_\_\_\_

6.

\_\_\_\_\_

7.

\_\_\_\_\_

8.

\_\_\_\_\_

9.

\_\_\_\_\_

10.

\_\_\_\_\_

11.

\_\_\_\_\_

12.

\_\_\_\_\_

Name \_\_\_\_\_

Monday

Date \_\_\_\_\_

**Lesson 30**  
BLACKLINE MASTER 30.4

**Philadelphia, 1756**  
Target Vocabulary

# Target Vocabulary

Fill in each blank with the Target Vocabulary word that best completes each sentence.

## Vocabulary

accomplishments  
achieve  
amounts

composed  
designed  
inventions

remarkable  
result

1. The refrigerator and the dishwasher are useful kitchen \_\_\_\_\_.
2. My piano teacher \_\_\_\_\_ a new song for me to play.
3. With practice, Uri will \_\_\_\_\_ his goal of learning to swim.
4. As a \_\_\_\_\_ of studying, I did well on my test.
5. My mom said the picture I painted was \_\_\_\_\_.
6. That big dog eats large \_\_\_\_\_ of food.
7. I hope you like the dress pattern I \_\_\_\_\_.
8. It takes a long time to list all of Benjamin Franklin's \_\_\_\_\_.



# Tuesday Detect the Dangers


Reproducible Master

JOIN THE  
HOME FIRE  
SAFETY  
PATROL



The Home Fire Safety Patrol is always on the lookout for fire dangers. Can you find six fire dangers in this picture?

Circle the dangers you find.




Name \_\_\_\_\_

Tuesday


Lesson 12

# Equal Parts of a Rectangle

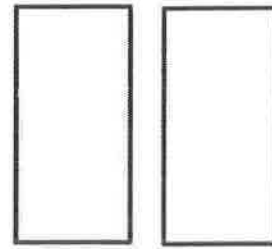
<sup>Divide</sup>  
**Directions-** Partition the rectangles in 2 different ways to show equal shares.




2 halves




3 thirds



4 fourths



2 halves



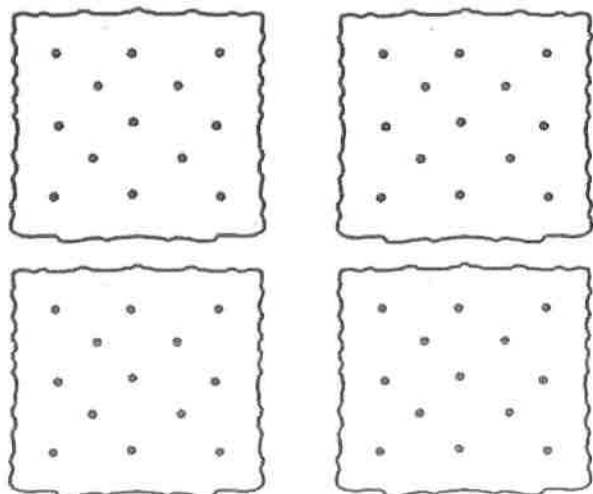
3 thirds



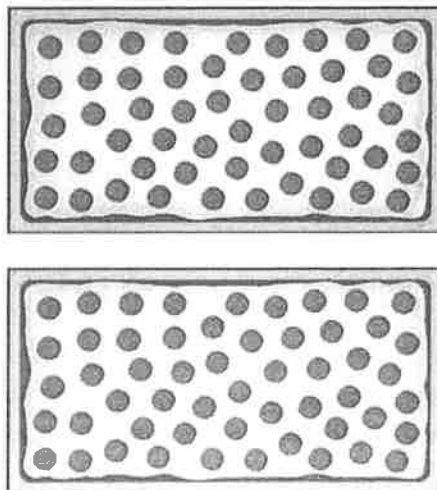
4 fourths

**Directions-** Solve the word problems and draw your solution.

Margo, Richard, Kelly, and Lincoln each wanted pieces of the cake. If they each got equal shares of the cake draw 4 different ways the cake could be cut.



Payton, Brody, and Drew wanted to split a pizza equally. Show 2 different ways they could divide the pizza so everyone gets equal shares.



# Application Problem *Tuesday*

Lesson	Problem
12	There are 259 students in the second grade. 74 of the students brought sack lunches to school. The rest will buy the hot lunch. How many students are buying a hot lunch?

**R** Read the Problem- What is the question? Underline it.

**D** Draw and Label: Tape diagram, or number bond, or HTO chart.

**W** Write a number sentence (equation):

**W** Write the answer in a sentence (statement):

---

---

---

---

---

---

---

---

Name Tuesday Date \_\_\_\_\_

**Lesson 30**  
READER'S NOTEBOOK

# Words with *oa*, *ow*, *ee*, *ea*

**Now & Ben**  
Spelling: Words with  
*oa*, *ow*, *ee*, *ea*

Sort the Spelling Words by the long *e* and long *o* vowel sounds.

## Long *e* Sound

1. \_\_\_\_\_
2. \_\_\_\_\_
3. \_\_\_\_\_
4. \_\_\_\_\_
5. \_\_\_\_\_
6. \_\_\_\_\_
7. \_\_\_\_\_

## Long *o* Sound

8. \_\_\_\_\_
9. \_\_\_\_\_
10. \_\_\_\_\_
11. \_\_\_\_\_
12. \_\_\_\_\_
13. \_\_\_\_\_
14. \_\_\_\_\_

Now sort the words by how the vowel sound is spelled.

## Long *e* Spelled

*ee*

*ea*

15. \_\_\_\_\_ 19. \_\_\_\_\_
16. \_\_\_\_\_ 20. \_\_\_\_\_
17. \_\_\_\_\_ 21. \_\_\_\_\_
18. \_\_\_\_\_

## Long *o* Spelled

*oa*

*ow*

22. \_\_\_\_\_ 24. \_\_\_\_\_
23. \_\_\_\_\_ 25. \_\_\_\_\_
26. \_\_\_\_\_
27. \_\_\_\_\_
28. \_\_\_\_\_

## Spelling Words

### Basic Words

1. seated
2. keeps
3. speed
4. seen
5. means
6. clean
7. groan
8. roast
9. bowls
10. crow
11. owe
12. grown

### Review Words

13. green
14. snow



Tuesday

Name: \_\_\_\_\_

Date: \_\_\_\_\_

# Spelling Practice

Lesson 30 Long e & o

Spelling Words	Use Colored Pencils purple- ea    blue- ee orange- oa    green-ow	Fold, Write, & Check
1. seated		
2. keeps		
3. speed		
4. seen		
5. means		
6. clean		
7. groan		
8. roast		
9. bowls		
10. crow		
11. owe		
12. grown		
13. green		
14. snow		

# Home Fire Escape Map


Wednesday

Reproducible Master

Help these kids plan how to get out fast if there is a fire in their home. Draw two paths to the outside from every room. Show one path that leads through doorways. Show a second path the kids could take if

fire or smoke is blocking a doorway. In some cases, this might be through a window. Then circle the meeting place outside their home where everyone will go to call 9-1-1 and report the fire.

JOIN THE  
HOME FIRE  
SAFETY  
PATROL




Name \_\_\_\_\_

Wednesday

Lesson 14

# Time to Nearest Five Minutes

Every number on the clock represents 5 minutes.  
It takes 60 minutes to get all the way around the clock.



To tell time on a clock you **first** look at the **hour hand**. Then you look at the **minute hand** and you need to **count by fives**.


This clock shows 2:35.




**Directions-** Write the correct time on the clocks.




**Directions-** Draw the hour and minute hands on the clocks to match the correct time.



1:10



12:25



2:55




Name \_\_\_\_\_

Wednesday

Lesson 14

# Time to Nearest Five Minutes

Directions- What time is it?




\_\_\_\_\_




\_\_\_\_\_



\_\_\_\_\_



\_\_\_\_\_




\_\_\_\_\_



\_\_\_\_\_



\_\_\_\_\_



\_\_\_\_\_



\_\_\_\_\_



\_\_\_\_\_



\_\_\_\_\_



Name \_\_\_\_\_ Wednesday \_\_\_\_\_ Date \_\_\_\_\_



**Lesson 30**  
**READER'S NOTEBOOK**


**Now and Ben**  
**Independent Reading**

## Now and Ben

### Make a Drawing and Label It

Imagine that Ben Franklin made a time machine and traveled into our time. Make a sketch of some of his inventions that we still use. Write a sentence explaining to him how each invention has changed.

**Read pages 528–529. Suppose Ben saw a swimmer practicing with flippers and fins.**




---

---

---

---

**Read pages 532. Suppose Ben saw a school with a desk and chair.**



---

---

---


---

Name Wednesday Date \_\_\_\_\_

**Lesson 30**  
READER'S NOTEBOOK

**Now and Ben**  
Independent Reading

**Read page 534. Suppose Ben saw an odometer on a car.**




---

---

---

**Read page 535. Suppose Ben saw a library.**



---

---

---

Name \_\_\_\_\_

Thursday

Lesson 15

## Using A.M. and P.M.

We use a.m. and p.m. to tell what part of the day or night we are referring to.

- We use a.m. to talk about the time between 12:00 midnight and 12:00 noon.
- We use p.m. to talk about the time between 12:00 noon and midnight.



**Directions-** Decide whether the activity would occur in the a.m. or p.m. Circle or highlight your response.

Completing homework

a.m.

p.m.

Eating breakfast

a.m.

p.m.

Making your bed

a.m.

p.m.

Eating dinner

a.m.

p.m.

Going to school

a.m.

p.m.

Bedtime

a.m.

p.m.

Thursday- Do as many as  
 you can in  
 5 mins.

Number Correct: \_\_\_\_\_

**A**

Adding and Subtracting by 5

1.	$0 + 5 =$	
2.	$5 + 5 =$	
3.	$10 + 5 =$	
4.	$15 + 5 =$	
5.	$20 + 5 =$	
6.	$25 + 5 =$	
7.	$30 + 5 =$	
8.	$35 + 5 =$	
9.	$40 + 5 =$	
10.	$45 + 5 =$	
11.	$50 - 5 =$	
12.	$45 - 5 =$	
13.	$40 - 5 =$	
14.	$35 - 5 =$	
15.	$30 - 5 =$	
16.	$25 - 5 =$	
17.	$20 - 5 =$	
18.	$15 - 5 =$	
19.	$10 - 5 =$	
20.	$5 - 5 =$	
21.	$5 + 0 =$	
22.	$5 + 5 =$	

23.	$10 + 5 =$	
24.	$15 + 5 =$	
25.	$20 + 5 =$	
26.	$25 + 5 =$	
27.	$30 + 5 =$	
28.	$35 + 5 =$	
29.	$40 + 5 =$	
30.	$45 + 5 =$	
31.	$0 + 50 =$	
32.	$50 + 50 =$	
33.	$50 + 5 =$	
34.	$55 + 5 =$	
35.	$60 - 5 =$	
36.	$55 - 5 =$	
37.	$60 + 5 =$	
38.	$65 + 5 =$	
39.	$70 - 5 =$	
40.	$65 - 5 =$	
41.	$100 + 50 =$	
42.	$150 + 50 =$	
43.	$200 - 50 =$	
44.	$150 - 50 =$	

Thursday

## **Write About Reading: Opinion Writing - lesson 30**

- Write in complete sentences. Check for capital letters and end marks.
- See PAGES 550-551 for more help with opinion writing.

### **Topic Choices:**

3. Page 543 in your Journey's Book: What was Ben Franklin's most important invention?
4. Write about any other opinion you have. Examples: What is a great new invention and why would it be helpful? What is one of the most useful things you have and why? What is something you should get for your house and why?

<b><u>State your opinion.</u></b> What do you think?  I think..., I believe...	<hr/> <hr/> <hr/>
<b><u>Reason #1</u></b>	<hr/> <hr/> <hr/> <hr/>
<b><u>Reason #2</u></b>	<hr/> <hr/> <hr/> <hr/>
<b><u>Reason # 3</u></b>	<hr/> <hr/> <hr/> <hr/>
<b><u>Conclusion:</u></b> <b><u>State your opinion</u></b> <b><u>again.</u></b>	<hr/> <hr/>

Thursday

Name \_\_\_\_\_ Date \_\_\_\_\_

# Proofread for Spelling

**Now & Ben**

Spelling: Words with  
oa, ow, ee, ea

**Proofread the postcard. Circle the six misspelled words. Then write the correct spellings on the lines below.**

Dear Tomas,

You would not believe the things we have  
sean on our trip. We went to a place where potters make  
clay boals big enough to sit in! Can you imagine being  
seeted in a pot? Each pattern meens something different.  
If a crowe is painted, it is for good luck. I hope the town  
keaps making the pottery so you can see it someday.

Manny

- |                |          |
|----------------|----------|
| 1. <u>seen</u> | 4. _____ |
| 2. _____       | 5. _____ |
| 3. _____       | 6. _____ |

**Unscramble the letters to write a Spelling Word.**

7. angro \_\_\_\_\_
8. weo \_\_\_\_\_
9. despe \_\_\_\_\_
10. leanc \_\_\_\_\_
11. stoar \_\_\_\_\_
12. rowng \_\_\_\_\_

## Spelling Words

### Basic Words

1. seated
2. keeps
3. speed
4. ~~seen~~
5. means
6. clean
7. groan
8. roast
9. bowls
10. crow
11. owe
12. grown

### Review Words

13. green
14. snow



# Friday

Week #30

Name \_\_\_\_\_

Day 1

There are 52 dogs walking in Central Park. If 19 of the dogs are barking, how many of the dogs are not barking?

\_\_\_\_\_

$$16 + 41 + 21 + 6 =$$

$$342 + 237 =$$

Courtney had some fabric. Becca gave her 12 more feet of fabric. Now, Courtney has 65 feet of fabric. How many feet of fabric did Courtney have to start with?

\_\_\_\_\_

Day 2

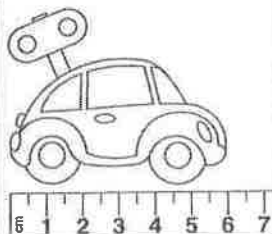
Add or subtract mentally.

$$130 - 100 =$$

\_\_\_\_\_

$$55 + 10 =$$

\_\_\_\_\_



How long is the toy car? \_\_\_\_\_

Count by 5s.

$$245, \underline{\hspace{2cm}}$$

$$255, \underline{\hspace{2cm}}$$

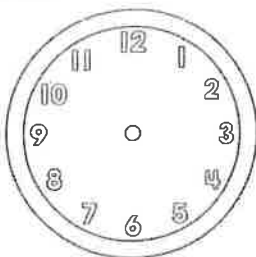
$$265, \underline{\hspace{2cm}}$$

Warren has \$3.78. He loans Trent \$2.50. How much money does Warren have left?

\_\_\_\_\_

Day 3

Draw the hands on the clock to show 8:15.



$$41 - 20 =$$

\_\_\_\_\_

$$25 + 89 =$$

\_\_\_\_\_

$$5 + 6 =$$

\_\_\_\_\_

$$1 + 12 =$$

\_\_\_\_\_

$$6 - 2 =$$

\_\_\_\_\_

Write <, >, or = to make the statements true.

$$130 \bigcirc 103$$

$$405 \bigcirc 450$$

$$90 \bigcirc 19$$

Day 4

Write an equation for the array.

\_\_\_\_\_



$$847 - 243 =$$

Owen and Jayla traveled 45 miles on Thursday and 58 miles on Friday. How many miles did Owen and Jayla travel in all?

\_\_\_\_\_



How much longer is one shoe than the other? \_\_\_\_\_

# SUDOKU4kids



Place the digits 1, 2, 3, & 4 in the squares so that each number: can appear only once in each row, once in each column, and once in each quadrant (2x2 box)

Friday

## Puzzle 15

Difficulty Level



Time Taken:

	1		
	2		
		4	
		1	

## Puzzle 16

Difficulty Level



Time Taken:

3			4
		3	
	2		
4			2

Friday

Read  
Together

ELL Lesson 30  
BLACKLINE MASTER ELL30.5

Now & Ben  
Oral Language Dialogue

## Hamster Power!

Darien is telling his mom about his new invention.

Read the dialogue with a partner. Then use the words inventions, designed, and result in complete sentences.

**Mom:** What was all that noise last night?

**Darien:** It is one of my new **inventions**, Mom.

**Mom:** What have you **designed**? Is it useful?

**Darien:** It is an original alarm clock. It is powered by my hamster.

**Mom:** That is **remarkable**. So every time he runs, the alarm rings.

**Darien:** Yes, that is the **result**.

It prevents me from sleeping too late.

**Mom:** It prevents any of us from sleeping at all!



Friday

## Spelling & Conventions Fun Quiz

Name \_\_\_\_\_

1. \_\_\_\_\_
2. \_\_\_\_\_
3. \_\_\_\_\_
4. \_\_\_\_\_
5. \_\_\_\_\_
6. \_\_\_\_\_
7. \_\_\_\_\_
8. \_\_\_\_\_
9. \_\_\_\_\_
10. \_\_\_\_\_
11. \_\_\_\_\_
12. \_\_\_\_\_

## Writing Conventions Fun Quiz:

**Make up a 1-3 sentences for your child to write.  
Include a spelling or vocabulary word in every sentence.**

**OR**

**Copy and revise one of your journal entries with correct conventions.**

---

---

---

---

---

---

YES!	Not yet.	
		<i>Sentence starts with a capital and no extra capitals are in the middle of the sentence.</i>
		<i>The sentence ends with an end mark (period, exclamation mark, question mark).</i>
		<i>There are correct spaces between words and between letters.</i>
		<i>Spelling is logical and matches learned spelling patterns. Words that are unknown can be sounded out but the spelling words should be spelled correctly.</i>
		<i>Presentation: handwriting sits on the line. Most letters are formed correctly.</i>



# Physical Education

## ACTIVITY LOG

Kindergarten - 5th Grade

Use this activity log to track your physical activity minutes for 1 week. Have an adult put their initials next to each day that you complete 30 - 60 minutes. Do the warm-up, pick a fitness activity from the list, and do the cool down. (An example day is done for you).

Day	Warm-up	Fitness Activity	Cool Down	Total
<i>Example Day</i>	<i>Warm-up 5 Minutes</i>	<i>Family Hike 25 Minutes</i>	<i>Cool Down 5 Minutes</i>	<i>35 Minutes</i>
Monday				
Tuesday				
Wednesday				
Thursday				
Friday				

### Warm-up Routine

1. Hop on both feet around the house once or down the hall 4 times. (switch legs as needed)
2. Bear Crawl down the hall 3 times or around the house.
3. Carioca around the house or 4 times down the hall.

1. Sit down, legs straight, and together. Bend from the waist and touch the toes keeping legs straight. Hold for 10 seconds touching toes (2 times)
2. Stand, bring right arm straight above head, bend it. Take your left hand and pull the right elbow back. Hold for 10 seconds. You will feel the stretch in the back of the arm. (switch arms and repeat for 10 seconds).
3. Stand and bend your left leg back, while standing on your right leg. Take your left hand and grab the left foot and pull slowly. Hold for 10 seconds. You will feel the stretch in the thigh. (Switch legs and repeat)

### Cool Down Routine

Family Walk  
Jog Around The House  
Badminton  
Family Hike  
HIIT Workout (YouTube)  
Cosmic Kids Yoga (YouTube)  
Jump Rope  
Cup Stacking  
Bike Ride/ Scooter Ride  
Beach Body for Kids(online)  
Fit Boost Activity (online)  
Hopscotch  
Chalk Obstacle Course on the sidewalk  
Make a target, throw at it overhand and underhand ( move farther back and repeat)  
Relay races  
Capture the Flag

### Fitness Activity Choices

Tag Game  
Basketball Game  
Frisbee  
Yard Work  
Walk The Dog  
Soccer  
Zumba Kids (online)  
Build an Obstacle Course  
Outdoor Scavenger Hunt  
Playworks at Home(online)  
Four Square

Dance Party  
Croquet  
Play Catch  
Stack Wood  
Go Noodle (online)  
Wiffle Ball  
Jogging  
Build a Fort  
Juggling  
Bean Bag Toss Game  
Wall Ball

Balloon Volleyball  
Wash the car

Hackysack  
Backyard Trampoline