

FRSD Distance Learning: 2nd Grade May 26 - 29



Hello FRSD K-5 families! As we move forward with our new distance learning format, we hope to partner with you to make this transition as smooth as possible. We know that this is a stressful time for our students and we want to be sensitive to their (and your) needs. As such, at this time distance learning at the K-5 level is being rolled out slowly, with all of our families being considered.

A paper packet will be available via the links below each Monday which will include a weekly lesson plan as well as work from both our ELA and Math curricula. Alternately, packets will be available for pickup on

Mondays at the school. Teachers will be reaching out to you at least once weekly regarding the progress of your student in their classwork. Also available to families are the online supplemental resources linked to via the COVID-19 link on the FRSD webpage under "Supplemental Learning". Please reach out to your teacher with any questions, concerns, or feedback going forward. If the school closure is extended beyond the current timeline, we will reassess our plans as needed. Thank you for your continued partnership in your child's education!



Contact Information:

1. Teachers will be available from 8:00-2:30 each day.
2. If you are unable to reach a teacher for some reason, leave a message or send an email and they will get back to you within 24 hrs.
3. Please know that many of our teachers will be using Google Voice- this number may look unfamiliar when they call you

Differentiation/Extension/Supports:



1. We understand that you may need to provide your child with extra support or extension activities during this time.
2. If you are unable to access the online Differentiation/Extension document online, please communicate with your child's teacher for more ideas



FRSD Meal Plan:

1. FRSD is providing free meals (sack lunch & breakfast) to **anyone** 18 years or younger at the following locations in our community:
2. **VES Parking Lot:** Drive through from 11:00-12:30
3. There are 13 bus routes for meal delivery with a few stops per route. The stops/routes are listed here.

4. If you cannot make it to one of these locations and need meals delivered to your house please contact your school office by 8:00 AM of the day you need them delivered and let us know how many kids need a meal, your address and a phone number where you can be reached.



Stay Informed:

Please remember to check the Fern Ridge School District webpage for updates.
<https://www.fernridge.k12.or.us/>

Alisa Johnson ajohnson@fernridge.k12.or.us 541-833-0056



Deanna Greene dgreene@fernridge.k12.or.us 541-991-6364 (Please use Remind App)

Corinne Messman cmessman@fernridge.k12.or.us 541-844-7384

Angie Pebworth apebworth@fernridge.k12.or.us 541-485-3764

Billie Perrier bperrier@fernridge.k12.or.us 541-359-9152

WEEKLY MESSAGE from your teachers: Hello families! We miss you so much and we are so proud of you!

Mon. 5/25	Tues. 5/26	Wed. 5/27	Thurs. 5/28	Fri. 5/29
 <p>Memorial Day</p>  <p>When two vowels go walking, the first one does the talking.</p> <p>a i e o a</p>	<p>Writing: Choose one writing prompt to write in your journal. (at least 10 minutes)</p> <hr/> <p>Math: Lesson 5 OPTIONAL watch this lesson online at https://embarc.online/mod/page/view.php?id=4037</p> <p>Practice counting by 9's. How fast can you count?</p> <hr/> <p>Reading: Journey's Book: Read and discuss vocabulary words on pgs. 482-483</p> <p>Journey's Book: Read story on pgs. 486-503 <u>Two of Everything</u></p> <p>Questions to discuss while reading: What has happened to everything that has gone into the pot? (after pg. 493) How are the households different? (after pg. 501)</p> <p>Find the vocabulary words in the story.</p> <p>Complete Tuesday's pages of the packet.</p> <hr/> <p>PE: Log 30 minutes of activity.</p> <hr/> <p>Extra:</p> <ul style="list-style-type: none"> • Write spelling words three times each. • Brainstorm a list of words that rhyme with 'pay'. • Read 20 minutes. • IXL practice 	<p>Writing: Choose one writing prompt to write in your journal. (at least 10 minutes)</p> <hr/> <p>Math: Lesson 7 OPTIONAL watch this lesson online at https://embarc.online/mod/page/view.php?id=4025</p> <p>Practice counting by 9's. Can you write them?</p> <hr/> <p>Reading: Journey's Book: Read Pg. 506.</p> <p>Use 'Classroom Conversation' to guide discussion about the story as you RE-READ pgs. 486-503 <u>Two of Everything</u></p> <p>Complete Wednesday's pages of the packet.</p> <hr/> <p>PE: Log 30 minutes of activity.</p> <hr/> <p>Extra:</p> <ul style="list-style-type: none"> • Rainbow write (use lots of colors) your spelling words and/or sight words. • Brainstorm a list of words that have the vowel team 'ai' • Read 20 minutes. • IXL practice • Count by 9's video: 	<p>Writing: Use Thursday Page to complete writing.</p> <hr/> <p>Math: Lesson 9 OPTIONAL watch this lesson online at https://embarc.online/mod/page/view.php?id=4030</p> <p>Practice counting by 9's. Skip while you are counting!</p> <hr/> <p>Reading: Journey's Book: Read and discuss pgs. 508-510 <u>Stone Soup</u></p> <p>Read pg. 511 Choose an activity listed. Discuss or write your answers.</p> <p>Complete Thursday's pages of the packet.</p> <hr/> <p>PE: Log 30 minutes of activity.</p> <hr/> <p>Extra:</p> <ul style="list-style-type: none"> • Write spelling words in a sentence. • Listen to 486-503 <u>Two of Everything</u> https://www.youtube.com/watch?v=JML_71sqImU • Read 20 minutes. • IXL practice • Fun vowels video: https://www.youtube.com/watch?v=7fb3Pdt8kxg 	<p>Writing: Edit and add to your Thursday writing.</p> <hr/> <p>Math: Week 29 & Sudoku</p> <p>OR catch up on any missed work. 😊</p> <p>Practice counting by 9's. Can you get to 108? Write them!</p> <hr/> <p>Reading: Read Together page; Read three times for fluency.</p> <p>Use the Spelling Test page for the spelling test.</p> <p style="text-align: center;"><i>happy</i> FRIDAY</p> <p>Read an extra 20 minutes.</p> <p>OR catch up on any missed work. 😊</p> <hr/> <p>PE: Log 30 minutes of activity.</p> <hr/> <p>Extra:</p> <ul style="list-style-type: none"> • Art: Make a tessellation: https://www.youtube.com/watch?v=5FIOF8xsPas • Science: Listen to an astronaut answer students' questions: https://mysteryscience.com/live • Read 20 minutes. • IXL practice

Reading Focus: -I can describe characters. -I can summarize what I have read.

Spelling Words: (Longer words with long vowels /ā/ and /ī/) aim, gain, snail, sly, bay, chain, braid, shy, ray, bright, always, fright

Words to Know: eight, upon, hear, wash, once, who, paper, woman, seven, your

Vocabulary: search, leaned, contained, tossed, startled, grateful, odd, village

Math Focus: I can identify shapes based on their attributes. I can describe equal parts as a whole.

Writing Focus: I can write 7-10 sentences using correct handwriting, capital letters, and end marks. My sentences make sense.

May 26 - May 29

Monday: Memorial Day - ^{no} school!

Home Letter

Lesson 29
BLACKLINE MASTER 29.1

Two of Everything
Home Letter

Dear Family,

This week we'll read **Two of Everything**, a folktale from China. A farmer finds an unusual brass pot that doubles everything put inside it. But is that always a good thing? In the traditional tale of **Stone Soup**, we'll read about a clever man who figures out how to make soup from a stone. With both stories, we'll explore the question "What good things happen when people work together?"

Folk Tales!
Traditional stories
that teach a lesson.

This week's...

Target Vocabulary: contained, grateful, startled, odd, search, leaned, tossed, village

Phonics Skills: Reading longer words with long vowels *a* and *i*; vowel diphthongs *oi* (*boil*), *oy* (*toy*)

Vocabulary Strategy: Antonyms

Comprehension Skill: Understanding characters—tell more about characters

Comprehension Strategy: Summarize—stop to tell important events as you read

Writing Focus: Opinion writing—response essay

Activities to Do Together *extra ideas ☺*

Vocabulary

See if you can use this week's **Target Vocabulary** words in a story about someone who solves a problem.

Second Helpings

Fun!
Make some soup with your child. Work together to prepare the ingredients and mix everything together. Talk about what you're doing as you work and how you think the soup will taste when you are done.


Read—and Write—All About It!

Read a folktale or traditional tale together. Have your child make a "critics review" poster about the book. Encourage your child to tell why he or she liked the story in a way that will make other children and their families want to read it.

Tell stories as a family. What is a story you know that teaches a lesson?




Go to the eBook to read and listen to this week's selection.

May 

May Writing Activities

Tell a story about a person who uses someone else's painting to enter an art contest.	What do you feel and think when you smell a wood fire?	Imagine you were witness to a historical event. What would it be? Report on it.	What color room do you like best and why?
Make up a story about a duckling who is afraid of the water in the pond.	Describe what it would be like to be your parent.	You hear thunder, and a flash blazes in the sky. Tell a story about the storm.	Tell how you would change your bedroom, if you could decorate it any way.
One morning you wake up and find that you are tiny. Describe what happens to you.	Describe what you think of when you feel a soft sweater.	How do you think people will travel one hundred years from now?	Tell some things you could do to earn money.
How do you feel when you see cows in a field by the road?	Write a story about a large, friendly seal.	Describe how you feel when you are near a snake.	Write about one problem you think should be discussed in the news more often and why you think it is important.
Tell about some things you would like to photograph.	What do you do when you see someone do something wrong?	Write a story called "Julie and the Big Race."	Write about how you feel when you first taste hot popcorn.
How do you feel when you touch a caterpillar?	Describe all the ways you can remember to save energy.	What do you feel when you hear an alarm clock?	Make up a story about a girl whose friend borrowed her jacket and lost it.

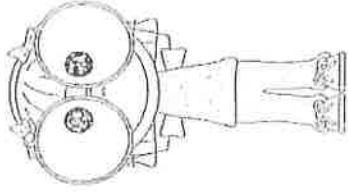
New prompts! 

Writing Prompts

~~Mon~~, Tues, Wed
Write for 10 minutes.

writing checklist

- My name is on my paper.
- I started all my sentences with a capital letter.
- All my sentences end with a punctuation mark. (. ? !)
- I put spaces between each word.
- I checked my spelling.
- My writing makes sense.
- I used some "wow" words.



Start a new prompt everyday
OR
Add to yesterday's writing!

Nines!

Nine oh nine
Nine oh nine



9
18
27
36
45
54
63
72
81
90

Wednesday and Friday:
Can you cover up the numbers and practice counting by 9's as you write them?

1	2	3	4	5	6	7	8	9	10
11	12	13	14	15	16	17	18	19	20
21	22	23	24	25	26	27	28	29	30
31	32	33	34	35	36	37	38	39	40
41	42	43	44	45	46	47	48	49	50
51	52	53	54	55	56	57	58	59	60
61	62	63	64	65	66	67	68	69	70
71	72	73	74	75	76	77	78	79	80
81	82	83	84	85	86	87	88	89	90

Tuesday

ABC Order

Name: _____

aim	braid	gain	chain
snail	ray	sly	bright
bay	always	shy	fright

a b c d e f g h i j k l m n o p q r s t u v w x y z

1. _____
2. _____
3. _____
4. _____
5. _____
6. _____
7. _____
8. _____
9. _____
10. _____
11. _____
12. _____

Name _____ Tuesday _____ Date _____

Target Vocabulary

Take a Trip to China Target Vocabulary

Vocabulary

contained
grateful
leaned
odd
search
startled
tossed
village

Fill in each blank with the Target Vocabulary word that best completes each sentence.

- While my dad made dinner, I _____ a ball to the dog.
- I told Barry to _____ for his lost hat in every closet.
- I thought that jar _____ thirty marbles, not fifty.
- My grandpa comes from a small _____ in China.
- Her outfit of pajamas and mittens is _____.
- We are _____ to our friends for bringing back gifts from their trip.
- I _____ over the pond's edge to look for fish.
- My brother was _____ when I screamed during the scary movie.

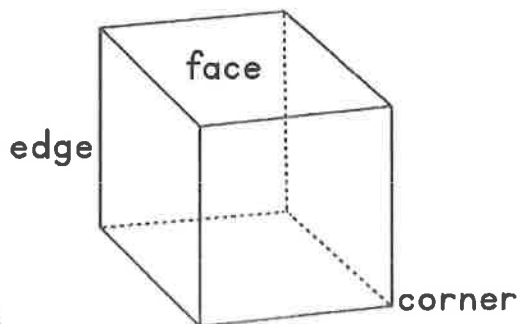
Name _____

Tuesday

Lesson 5
Module 8

Cubes

Look around you. Can you find a shape that looks like this? This shape is called a **cube**.



A cube has:

- * 6 faces
- * 8 corners
- * 12 edges



Directions- Use the words below to answer the questions.

faces

edges

corner

square

cube

1. What shape is the face of a cube? _____
2. The sides of a cube are called? _____
3. The place where two edges meet is called a
_____.
4. A three-dimensional shape that is made up of six equal squares is called a _____.
5. A cube is made up of six flat squares which we call
_____.

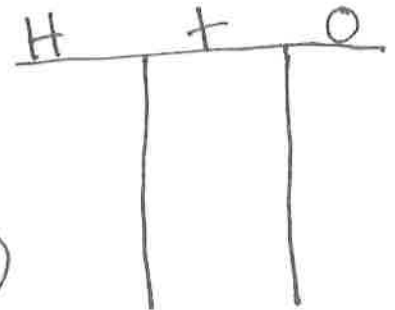
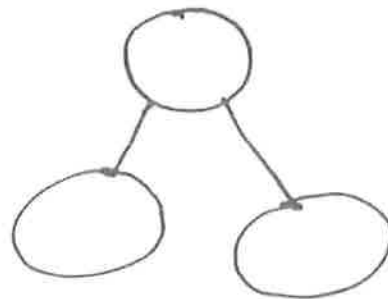
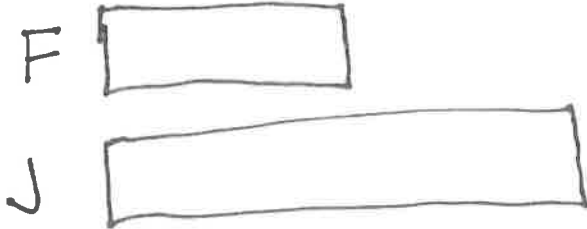
Application Problem

Tuesday

Lesson	Problem
5	Frank has 192 Lego blocks. Josie has 381 Lego blocks. How many more Lego blocks does Josie have than Frank?

R Read the Problem- What is the question? Underline it.

D Draw and Label: Tape diagram, or number bond, or HTO chart.



W Write a number sentence (equation):

W Write the answer in a sentence (statement):

Wednesday

Name _____ Date _____



Two of Everything
Independent Reading

Two of Everything

Make a Cartoon



Make a cartoon to tell the story of Mr. and Mrs. Haktak.
Draw characters and write what they say.

Read pages 488–489.

--	--

Read pages 490–492.

--	--

Name _____ Wednesday _____ Date _____

Lesson 29
READER'S NOTEBOOK

Two of Everything
Independent Reading

Read pages 496–497.

--	--

Read pages 501–502.

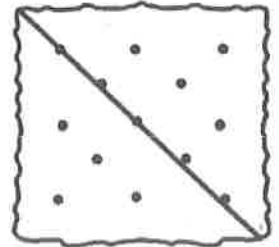
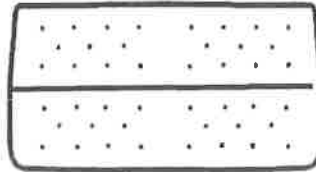
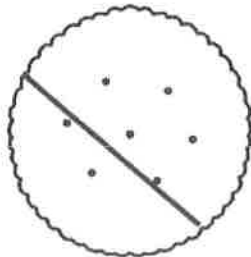
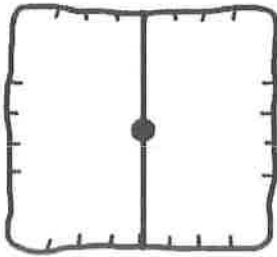
--	--

Name _____

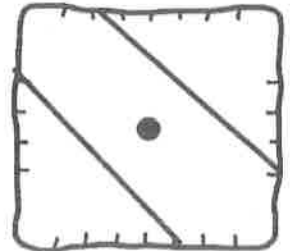
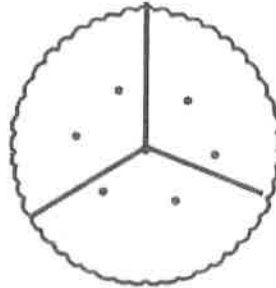
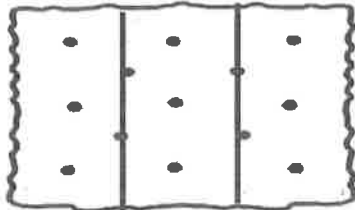
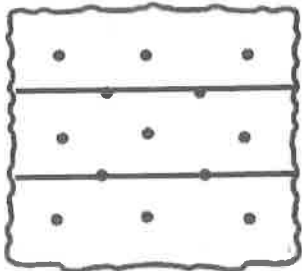
Wednesday Lesson 7

Equal Shares as Halves, Thirds, and Fourths


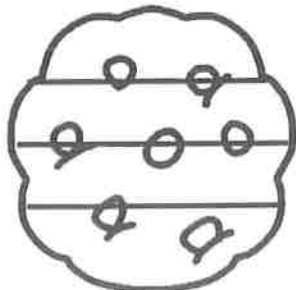
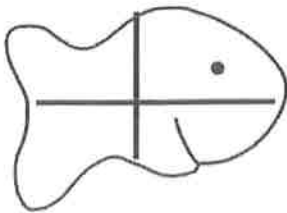
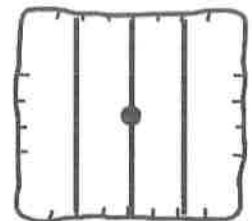
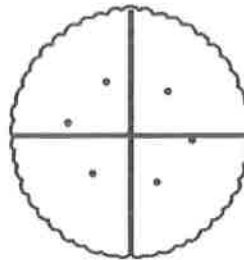
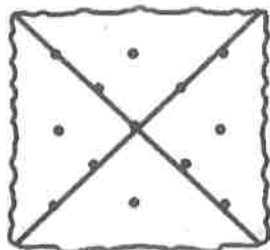
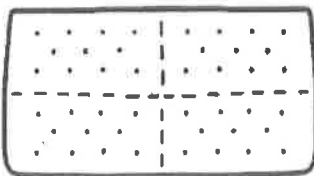
Circle the shapes that show halves, or 2 equal parts



Circle the shapes that show thirds, or 3 equal parts



Circle the shapes that show fourths, or 4 equal parts



A

Number Correct: _____

Addition and Subtraction Patterns

1.	$8 + 3 =$	
2.	$11 - 3 =$	
3.	$9 + 2 =$	
4.	$11 - 2 =$	
5.	$6 + 5 =$	
6.	$11 - 6 =$	
7.	$7 + 4 =$	
8.	$11 - 7 =$	
9.	$8 + 4 =$	
10.	$12 - 4 =$	
11.	$9 + 3 =$	
12.	$12 - 3 =$	
13.	$7 + 5 =$	
14.	$12 - 7 =$	
15.	$6 + 6 =$	
16.	$12 - 6 =$	
17.	$8 + 6 =$	
18.	$14 - 8 =$	
19.	$9 + 4 =$	
20.	$13 - 9 =$	
21.	$8 + 7 =$	
22.	$15 - 8 =$	

23.	$8 + 8 =$	
24.	$16 - 8 =$	
25.	$9 + 6 =$	
26.	$15 - 9 =$	
27.	$9 + 9 =$	
28.	$18 - 9 =$	
29.	$7 + 7 =$	
30.	$14 - 7 =$	
31.	$8 + 9 =$	
32.	$17 - 8 =$	
33.	$7 + 9 =$	
34.	$16 - 7 =$	
35.	$19 - 6 =$	
36.	$6 + 7 =$	
37.	$17 - 6 =$	
38.	$11 - 7 =$	
39.	$7 + 6 =$	
40.	$13 - 7 =$	
41.	$19 - 7 =$	
42.	$3 + 8 =$	
43.	$5 + 8 =$	
44.	$18 - 5 =$	

Thursday and Friday

Write About Reading: Opinion Writing - lesson 29

- Write in complete sentences. Check for capital letters and end marks.
- See PAGES 514-515 for more help with opinion writing.

Topic Choices:

1. Page 507 in your Journey's Book: What is a good idea for the Haktaks to make two of everything?
2. Write about any other opinion you have. Examples: What is the best food and why? Is homeschooling or classroom learning better and why? Should you be allowed to ____ and why?

<p><u>State your opinion.</u> What do you think? I think..., I believe...</p>	<hr/> <hr/> <hr/>
<p><u>Reason #1</u></p>	<hr/> <hr/> <hr/> <hr/>
<p><u>Reason #2</u></p>	<hr/> <hr/> <hr/> <hr/>
<p><u>Reason # 3</u></p>	<hr/> <hr/> <hr/> <hr/>
<p><u>Conclusion:</u> <u>State your opinion</u> <u>again.</u></p>	<hr/> <hr/>

Thursday

Name _____ Date _____

Words with *ai, ay, igh, y*

Two of Everything

Spelling: Words with
ai, ay, igh, y

Sort the Spelling Words by the spelling patterns.

Long *a* Sound

1. _____
2. _____
3. _____
4. _____
5. _____
6. _____
7. _____
8. _____
9. _____

Long *i* Sound

10. _____
11. _____
12. _____
13. _____
14. _____

Spelling Words

Basic Words

1. aim
2. snail
3. bay
4. braid
5. ray
6. always
7. gain
8. sly
9. chain
10. shy
11. bright
12. fright

Review Words

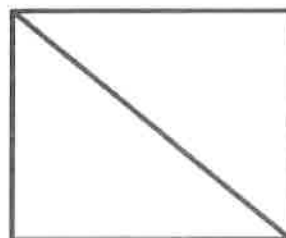
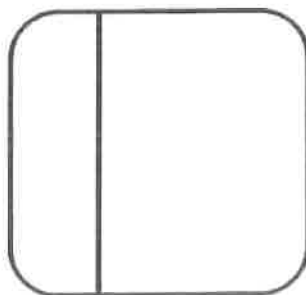
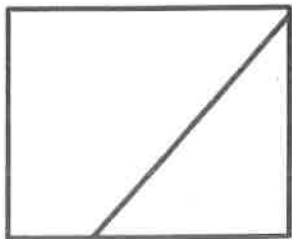

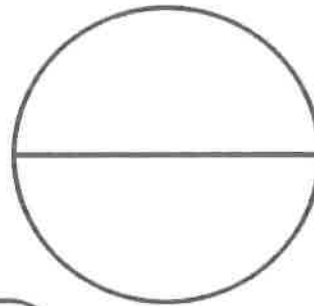


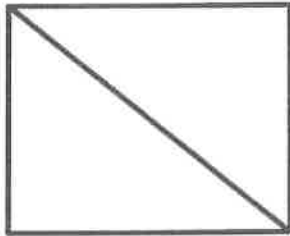
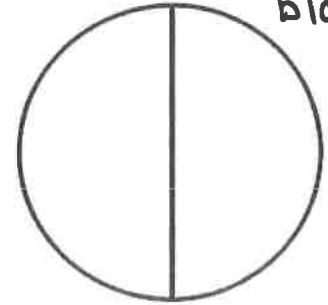
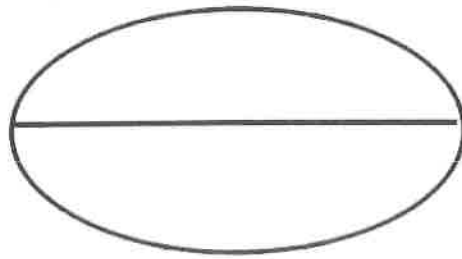
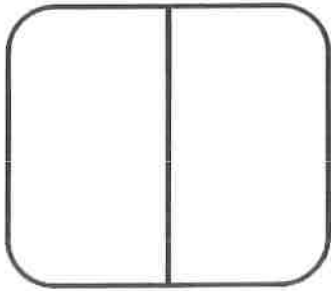
13. tray
14. try

Underline the letters in each word that stand for the long *a* or long *i* sound.

Thursday
Name _____ Partitioned means divided Lesson 9

Partitioning Into Halves

Directions- Look at the shapes. Shade 1 half of the shapes that are split into 2 equal shares. Hint: Some shapes you will leave blank.

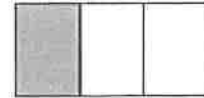
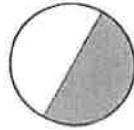




Thursday

Name _____

Date _____

1. Circle the shapes that have 2 equal shares with 1 share shaded.



2. Shade 1 half of the shapes that are split into 2 equal shares. One has been done for you. Hint: Some shapes you will leave blank.

<p>a.</p>	<p>b.</p>	<p>c.</p>	<p>d.</p>
<p>e.</p>	<p>f.</p>	<p>g.</p>	<p>h.</p>
<p>i.</p>		<p>j.</p>	<p>k.</p>

Friday



Two of Everything
Oral Language Chant

Don't Fall In!

Read the chant. Then use the words startled, contained, and odd to describe something strange that you have found.

See this pot? It's ancient! It's magical!

You will be **startled**
to see what it can do.
Put one thing in,
and out pop two!

My bag **contained** some coins.
I **tossed** them in the pot.
Identical coins came out,
and now we have a lot!



Be careful of this pot.
Odd things could happen to you.
My brother fell in the pot
and now I have two!

See this pot? It's ancient! It's magical!
But don't get too excited, and
DON'T FALL IN!

Friday

Spelling & Conventions Fun Quiz

Name _____

1. _____
2. _____
3. _____
4. _____
5. _____
6. _____
7. _____
8. _____
9. _____
10. _____
11. _____
12. _____

Writing Conventions Fun Quiz:

**Make up a 1-3 sentences for your child to write.
Include a spelling or vocabulary word in every sentence.**

OR

Copy and revise one of your journal entries with correct conventions.

YES!	Not yet.	
		<i>Sentence starts with a capital and no extra capitals are in the middle of the sentence.</i>
		<i>The sentence ends with an end mark (period, exclamation mark, question mark).</i>
		<i>There are correct spaces between words and between letters.</i>
		<i>Spelling is logical and matches learned spelling patterns. Words that are unknown can be sounded out but the spelling words should be spelled correctly.</i>
		<i>Presentation: handwriting sits on the line. Most letters are formed correctly.</i>

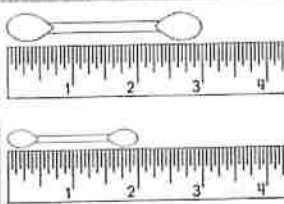
Friday

Week #29

Name _____

Day 1

$532 + 213 =$



How many inches longer is one cotton swab than the other? _____

Carlos read 28 books in July and 30 books in August. How many more books did Carlos read during August than during July?

$9 + 7 =$ _____

$11 - 6 =$ _____

$9 - 4 =$ _____

Arianna was paid 2 quarters, 3 dimes, 4 nickels, and 5 pennies for an apple pie she baked. How much money was she paid for her pie?

Write the number 70 on the number line.



Day 2

Day 3



How many inches long is the piece of string? _____

Write the standard form for each expanded form.

$900 + 50 + 9$

$100 + 10 + 6$

Pedro and Linden are playing a game. Linden has 75 squares. Pedro has 100. How many more squares does Pedro have?

$98 - 41 =$

$78 + 15 =$

Day 4

$270 + 21 =$

Draw the hands on the clock to show 12:00.



Add or subtract mentally.

$499 - 10 =$

$677 + 100 =$

What unit would you use to measure the length of the school building?

- A. inches
- B. meters
- C. centimeters

Place the digits 1, 2, 3, & 4 in the squares so that each number: can appear only once in each row, once in each column, and once in each quadrant (2x2 box)

Friday

Puzzle 13

Difficulty Level



Time Taken: (optional)

.....

3			
1			
			1
			2

Puzzle 14

Difficulty Level



Time Taken: (optional)

1		2	
	4		1



Physical Education

ACTIVITY LOG

Kindergarten - 5th Grade

Use this activity log to track your physical activity minutes for 1 week. Have an adult put their initials next to each day that you complete 30 - 60 minutes. Do the warm-up, pick a fitness activity from the list, and do the cool down. (An example day is done for you).

Day	Warm-up	Fitness Activity	Cool Down	Total
<i>Example Day</i>	<i>Warm-up 5 Minutes</i>	<i>Family Hike 25 Minutes</i>	<i>Cool Down 5 Minutes</i>	<i>35 Minutes</i>
Monday				
Tuesday				
Wednesday				
Thursday				
Friday				

Warm-up Routine

1. Hop on one foot around the house once or down the hall 4 times. (switch legs as needed)
2. Crab Walk down the hall 3 times or around the house.
3. Frog Hop around the house or 4 times down the hall.

Cool Down Routine

1. Sit, knees bent, feet together, butterfly stretch. Slowly push your knees down with your elbows.
2. Cross your legs, keep them straight, slowly reach for your toes and hold for 10 seconds. (switch and repeat)
3. Arm straight, reach in front, use the other arm to slowly pull in across your chest, count to 10. (both arms).

Fitness Activity Choices

Family Walk
Jog Around The House
Badminton
Family Hike
HIIT Workout (YouTube)
Cosmic Kids Yoga (YouTube)
Jump Rope
Cup Stacking
Bike Ride/ Scooter Ride
Beach Body for Kids(online)
Fit Boost Activity (online)
Hopscotch

Tag Game
Basketball Game
Frisbee
Yard Work
Walk The Dog
Soccer
Zumba Kids (online)
Build an Obstacle Course
Outdoor Scavenger Hunt
Playworks at Home(online)
Four Square

Dance Party
Croquet
Play Catch
Stack Wood
Go Noodle (online)
Wiffle Ball
Jogging
Build a Fort
Juggling
Bean Bag Toss Game
Wall Ball

Chalk Obstacle Course on the sidewalk

Make a target, throw at it overhand and underhand (move farther back and repeat)

One lucky
winner!

CATCH
COORDINATED APPROACH TO CHILD HEALTH

Make your
own route!

Virtual 3k Family Fun Walk/Run

Take a
Picture!



Do it
Anytime!

WHEN:

May 30th or 31st, anytime and anywhere you choose to make your 3K route (1.86 miles)

Details:

- Wear your CATCH shirt if you have one.
- Pick a number & print a Race Bib (optional)
- Walk/run 3K with the family.
- Take a finished picture & send it to the contact below.

CONTACT:

Jennie Herbert

jherbert@fernridge.k12.or.us

Billie Perrier

bperrier@fernridge.k12.or.us

We thought that it would be fun to try and do something together as a community, while we are all apart.

We would love to see your family participate! All you have to do is walk/run a 3k on May 30th or 31st, and then send a picture to one of the emails listed. We will compile a Virtual 3K Video with the pictures and share it on Facebook.

We will enter each family that participates in a drawing for a free one year family pass to Willamalane Parks and Recreation. We will draw and post live after the 31st.

Need help with a route? Use one of these free apps: Map My Run or Footpath

Picture Deadline is May 31st 8:00pm, if you give permission to post on social media.