

FRSD Distance Learning: 1st Grade - May 11 - May 15



Hello FRSD K-5 families! As we move forward with our new distance learning format, we hope to partner with you to make this transition as smooth as possible. We know that this is a stressful time for our students and we want to be sensitive to their (and your) needs. As such, at this time distance learning at the K-5 level is being rolled out slowly, with all of our families being considered.

A paper packet will be available via the links below, each Monday which will include a weekly lesson plan as well as work from both our ELA and Math curricula. Alternately, packets will be available for

pickup on Mondays at the school. Teachers will be reaching out to you at least once weekly regarding the progress of your student in their classwork. Also available to families are the online supplemental resources linked to via the COVID-19 link on the FRSD webpage under "Supplemental Learning". Please reach out to your teacher with any questions, concerns, or feedback going forward. If the school closure is extended beyond the current timeline, we will reassess our plans as needed. Thank you for your continued partnership in your child's education!



Contact Information:

1. Teachers will be available from 8:00-4:00 each day.
2. If you are unable to reach a teacher for some reason, leave a message or send an email and they will get back to you within 24 hrs.
3. Please know that many of our teachers will be using Google Voice- this number may look unfamiliar when they call you

Differentiation/Extension/Supports:



1. We understand that you may need to provide your child with extra support or extension activities during this time.
2. If you are unable to access the online Differentiation/Extension document online, please communicate with your child's teacher for more ideas



FRSD Meal Plan:

1. FRSD is providing free meals (sack lunch & breakfast) to **anyone** 18 years or younger at the following locations in our community:
2. **VES Parking Lot:** Drive through from 11:00-12:30
3. There are 13 bus routes for meal delivery with a few stops per route. The stops/routes are listed here.
4. If you cannot make it to one of these locations and need meals delivered to your house please contact your school office by 8:00 AM of the day you need them delivered and let us know how many kids need a meal, your address and a phone number where you can be reached.



Stay Informed:

Please remember to check the Fern Ridge School District webpage for updates.
<https://www.fernridge.k12.or.us/>

Tristen Burns tburns@fernridge.k12.or.us 541-952-2374

Kasey Cutsforth kcutsforth@fernridge.k12.or.us 541-995-0804

Deanna Greene dgreene@fernridge.k12.or.us 541-991-6364

Rochelle Orme rorme@fernridge.k12.or.us 458-201-3136

Elizabeth Skenzick eskenzick@fernridge.k12.or.us 541-972-3950

WEEKLY MESSAGE from 1st grade team: Joke of the week: Why doesn't anybody talk to circles? Because there is no point! We miss you all so much and we are so proud of all of your hard work!! Keep it up!

Mon. 5/11	Tues. 5/12	Wed. 5/13	Thurs. 5/14	Fri. 5/15
Assignments	Assignments	Assignments	Assignments	Assignments
<p>Math: Complete Lesson 21 (coin combinations)</p> <p>OPTIONAL - Watch Lesson 21 video https://embarc.online/mod/page/view.php?id=6163</p> <p>Reading: Using page 4 in packet, practice spelling words.</p> <p>10 minutes of Reading a book of your choice.</p> <p>Writing: Weekend news - write about your weekend. What did you do (play board games, read a book, play outside, etc.)? Write 3 or more sentences with capitals, proper spacing, and end punctuation. Use page 2 in your packet.</p> <p>PE: 30 minutes of activity--your choice from the PE activity log.</p>	<p>Math: Complete Lesson 22 (coin combinations)</p> <p>OPTIONAL - Watch Lesson 22 video https://embarc.online/mod/page/view.php?id=6162</p> <p>Reading: Using page 4 in the packet, practice high-frequency words (listed on pg. 1), like you did for spelling words.</p> <p>Read "The Dot" starting on pg 15 of student book.</p> <p>Writing: Complete Tuesdays writing by following the steps. Add details from the story. Write 3 or more sentences using the sentence starter provided.</p> <p>PE: 30 minutes of activity--your choice from the PE activity log.</p>	<p>Math: Complete Lesson 23 (counting coins)</p> <p>OPTIONAL - Watch Lesson 23 video https://embarc.online/mod/page/view.php?id=6165</p> <p>Reading: Complete Wednesday pages of packet.</p> <p>Re-read "The Dot". Use the Classroom Conversation, on pg. 36, to guide discussion about the story (you do not need to record answers, but feel free to add to your writing journal!)</p> <p>Writing: Turn the dot into something or somebody and write a story about it. Write 3 or more sentences with capitals, proper spacing, and end punctuation.</p> <p>PE: 30 minutes of activity--your choice from the PE activity log.</p>	<p>Math: Complete Lesson 24 (counting coins); The Dot Game</p> <p>Reading: Complete Thursday pages of packet.</p> <p>Re-read "The Dot " OR read "Artists Create Art!" on page 38 of student book</p> <p>Writing: Choose one piece of Vashti's art in the student book. What colors and shapes do you see? How did she make it? Write 3 or more sentences to describe the artwork on Thursday's journal page.</p> <p>PE: 30 minutes of activity--your choice from the PE activity log.</p>	<p>Math: Complete review pages.</p> <p>Reading: Complete Friday's page of packet.</p> <p>Writing: Friday Free Write! Write 3 or more sentences of your choice with capitals, proper spacing, and end punctuation. Use Friday's journal page.</p> <p>PE: 30 minutes of activity--your choice from the PE activity log.</p>

EXTRAS FOR THE WEEK (not required):

- Science lessons and videos at [MysteryScience.com/school-closure-planning](https://www.mysteryscience.com/school-closure-planning)
- Daily exploration of fun topics at [Scholastic.com/learnathome](https://www.scholastic.com/learnathome).
- IXL: Complete "Q" practicing money. You can also practice social studies and science by logging into your IXL account.
- READ, READ, READ! Play and have fun!

This Week at a glance. 5/11-5/15 page 1

Reading/Language Arts

LESSON 26

MAIN SELECTION



ESSENTIAL QUESTION

What are some different ways to make art?

COMPREHENSION

TARGET SKILL:
Compare & Contrast
Figurative Language

TARGET STRATEGY:
Monitor/Clarify

PHONICS

Base Words with endings -ed, -ing
Long e patterns: y, ie

GRAMMAR

Exclamations

FLUENCY

Accuracy:
Self-Correct

SPELLING LIST

mix
mixed
hop
hopped
hope
hoping
run
running
use
used

* writing
* grabbed

* Bonus words

HIGH FREQUENCY WORDS

above
bear
even
studied
teacher
toward
pushed
surprised

Sight words

WRITING

Opinion Writing:
Opinion Sentences
Focus Trait: Conventions

ORAL VOCABULARY






field
magical
shrubby
softly
universe
wondrous

Monday

Name _____

Date _____

1. Use different coin combinations to make 25 cents.

a.	_____ pennies	
b.	_____ dimes _____ pennies	 
c.	_____ dimes _____ nickels	 
d.	_____ nickels _____ pennies	
e.	_____ nickels	
f.	_____ quarter	

Monday


2. Use the word bank to label the coins.

pennies nickels dimes quarters



a. _____ b. _____ c. _____ d. _____

3. Draw different coins to show the value of the coin shown.




4. Match the coin combinations to the coin with the same value.

a.



b.



c.



Monday and Tuesday Page 4

Name _____

Spelling Words

words ending in ed, ing

1. mix
2. mixed
3. hop
4. hopped
5. hope
6. hoping
7. run
8. running
9. use
10. used

Journeys Common Core 1st grade Spelling and Vocabulary Activities

Lesson 26 - The Dot Spelling Activities

(Choose three in a row like 'tic-tac-toe')

Criss Cross Words c b a t b	Go to wordle.net and create a word cloud using your words.	Write each spelling word and circle the spelling pattern
Write your words in bubble letters then color in the letters	Have someone at home give you a practice test. Write the words you miss three times and have an adult sign it.	Across and down b a t a t
From a newspaper or magazine, cut out the letters for your words and glue them to a piece of paper.	Make "Rainbow Words" by writing your words in pencil then tracing over with two different colors.	Type your words on the computer. Change the color and font for each word and print it out.

Monday - Weekend News

Name _____

Date _____

The		I sat on the mat.	c-a-t	.
-----	--	----------------------	-------	---

Upper/lower case finger space sight words correct sound out punctuation

At least 3 sentences

Tuesday

Name _____

Date _____

1. Use the word bank to label the coins.

quarter dime nickel penny



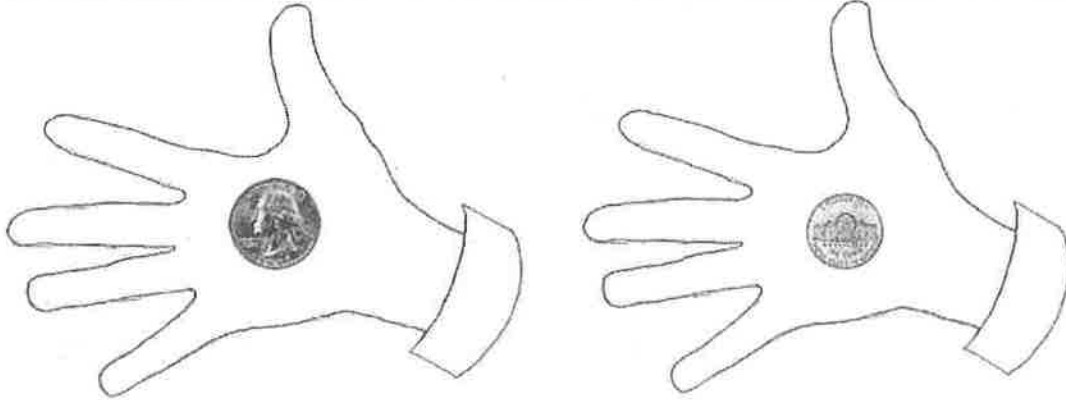
a. _____ b. _____ c. _____ d. _____

2. Match the coin combinations to the coin on the right with the same value.



Tuesday

3. Tamra has 25 cents in her hand. Cross off (x) the hand that cannot be Tamra's.



4. Ben thinks he has more money than Peter. Is he correct? Why or why not?

Ben's Money



Peter's Money



Ben is _____ because _____

5. Solve. Match each statement to the coin that shows the value of the answer.

a. 5 pennies = _____ cents •

b. 6 cents + 4 cents = _____ cents •

c. 1 quarter = _____ cents •

d. 6 cents - 5 cents = _____ cents •

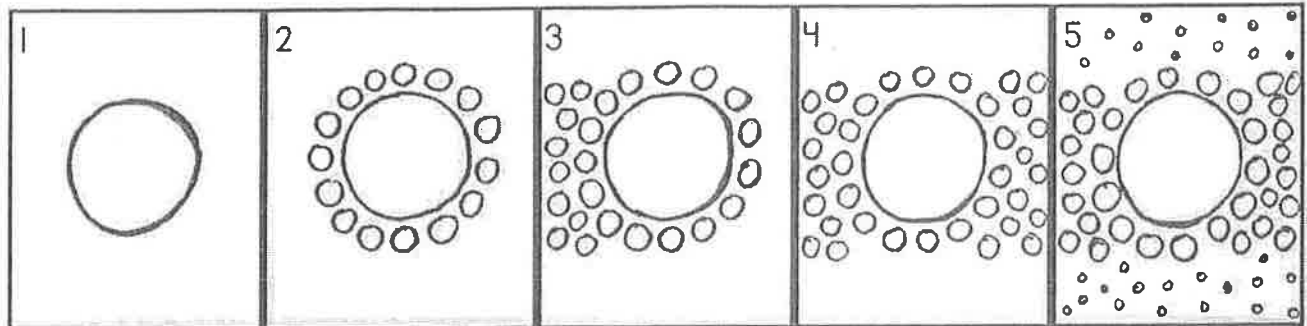


Tuesday

Lesson 26

Name: _____

The Dot, written and illustrated by Peter H. Reynolds



Vashti made dots of all sizes and colors. Make dot art like Vashti, and don't forget to sign it!

Vashti liked to make art
with dots because


3 sentences or more

Wednesday

Name _____

Date _____

1. Add pennies to show the written amount.

a.	8 cents	
b.	30 cents	
c.	10 cents	
d.	18 cents	

2. Write the value of each group of coins.

a.



_____ cents

Wednesday

b.



_____ cents

c.



_____ cents

d.



_____ cents

e.



_____ cents

Wednesday

Word Work Homework

Name _____

Word Bank

Spelling:

hope use mixed hoping grabbed used
hop run writing hopped mix running

High Frequency Words:

surprised bear even toward
pushed above teacher studied

Write the spelling words three times each

1. _____
2. _____
3. _____
4. _____
5. _____
6. _____
7. _____
8. _____
9. _____
10. _____
11. _____
12. _____

Sort the spelling words

Base Words: _____

Ending in "ing": _____

Ending in "ed": _____

Put the High Frequency words in ABC order

ABCDEF GHIJKLMN OPQRSTU VWXYZ

1. _____ 5. _____
2. _____ 6. _____
3. _____ 7. _____
4. _____ 8. _____

Wednesday

Dictation Sentences – Write each sentence two times

1. A frog hopped above the grass.
2. The teacher mixed the paint.

Do your sentences have:


- Finger spaces between words
- Capital at the beginning
- Punctuation
- Words spelled correctly

2.

Wednesday

Name _____

Date _____



Handwriting practice lines consisting of multiple sets of three horizontal lines (top, middle, bottom) with a dashed midline.

The		I sat on the mat.	c-a-t	.
-----	---	----------------------	-------	---

Upper/lower case

finger space

sight words correct

sound out


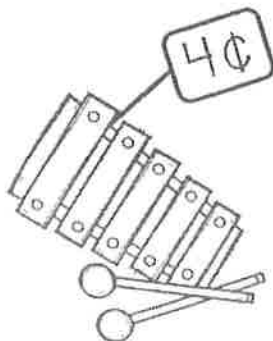

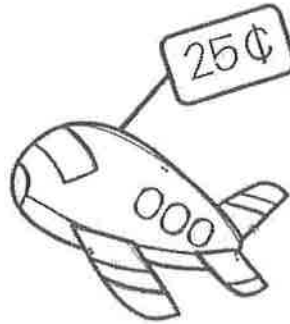
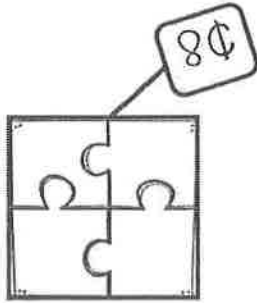
punctuation

3 sentences or more

Name: Lesson 24 Thursday


SHOPPING for TOYS!

Color the amount of coins you need to buy each toy!



The Dot Game Thursday


Directions: 2 player game. Take turns drawing a line to connect 2 dots. If you make a box, put your initial in the box. The game is over when no more lines can be drawn. The person with the most boxes wins the game.



Thursday

Name _____

Words to Know

 Use the words in the box to complete the sentences in the story.

One day, my family went for a walk along a trail. All of a sudden, I heard a

_____ me.

I looked up and was _____ to

see a black _____ in the tree. We had

_____ animal safety in school. I knew

_____ what to do. My _____ had told us to move slowly away from a bear. You should never move

_____ one. The bear didn't move. We

_____ walked away slowly, as my mom _____ my little sister's stroller.

Words to Know

- above
- teacher
- studied
- bear
- surprised
- toward
- pushed


Thursday

Name _____

 **Lesson 26**
LEVELED PRACTICE A26.3

Word Endings *-ed, -ing*

The Dot
Phonics: Word Endings *-ed, -ing*

 Write the correct *-ed* or *-ing* ending to the word in the sentence.

1. We went div_____ in the lake.

2. I turn_____ around to look at the picture.

3. We bak_____ a cake for her birthday.

4. She was bik_____ in the park.

5. We look_____ for the lost backpack.

6. I really want_____ to go to the play.

Thursday

Name _____

Date _____

The



I sat on
the mat.

c-a-t

.

Upper/lower case

finger space

sight words correct

sound out

punctuation

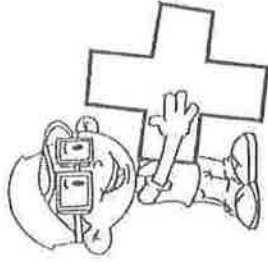
3 Sentences or more

Friday - Review



10A

Tuesday



Add.


$$3 + 6 = \underline{\quad} \quad 17 + 5 = \underline{\quad} \quad 28 + 3 = \underline{\quad}$$

$$\underline{\quad} = 51 + 5 \quad \underline{\quad} = 14 + 6 \quad \underline{\quad} = 37 + 2$$

$$49 + 6 = \underline{\quad} \quad 25 + 4 = \underline{\quad} \quad 9 + 2 = \underline{\quad}$$

$$\underline{\quad} = 97 + 2 \quad \underline{\quad} = 83 + 6 \quad \underline{\quad} = 72 + 6$$

My family and I went on a picnic. We saw 37 ants trying to eat our food. Then, 6 of their ant friends came to join them. How many ants are on the picnic table now?




 0

Name: _____

INBT

Use the chart to help you find 1 more, 1 less, 10 more, or 10 less.

1	2	3	4	5	6	7	8	9	10
11	12	13	14	15	16	17	18	19	20
21	22	23	24	25	26	27	28	29	30
31	32	33	34	35	36	37	38	39	40
41	42	43	44	45	46	47	48	49	50
51	52	53	54	55	56	57	58	59	60
61	62	63	64	65	66	67	68	69	70
71	72	73	74	75	76	77	78	79	80
81	82	83	84	85	86	87	88	89	90
91	92	93	94	95	96	97	98	99	100



26	36	37
35	36	37
46		

	62	

	85	

	59	

	73	

	48	

Friday - Review

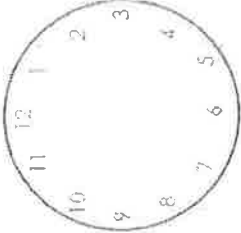


Wednesday

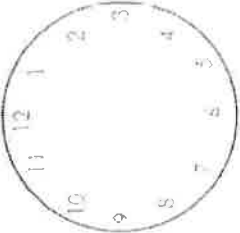
Thursday

10


Bella has to go to work at 11:30. Draw the hands on the clock to show at what time Bella goes to work.



Liz took her baby brother to play on the swings at the park. They left at 5:00. Draw the hands on the clock to show at what time they left to go to the park.



Draw a picture using 3 triangles, 2 squares, 1 pentagon, 1 circle, and 5 rectangles.



What did you draw?

Friday


I can Read it 3 times!



Name: _____

Phonics Reading Comprehension

Directions: Read the passage and answer the questions.



Dot the Robot




Get your robot! Dot the robot can do a lot!

She can clean any spot. She can make your food hot. Then she can clean the pot. Dot can even play with your tot.

Your family needs Dot. What have you got to lose? Not a lot. You will love this robot.

Dot down this number. Call to get Dot. Give this robot a shot!

1. What is Dot? 

2. What can Dot make? 

3. Which two things can Dot clean? 

Friday

Name _____

Date _____

Handwriting practice lines consisting of multiple rows of solid top and bottom lines with a dashed midline.

The



I sat on
the mat.

c-a-t

.

Upper/lower case

finger space

sight words correct

sound out

punctuation

3 sentences or more



Physical Education

Week 5 5/11-5/15
ACTIVITY LOG

Kindergarten - 5th Grade

Use this activity log to track your physical activity minutes for 1 week. Have an adult put their initials next to each day that you complete 30 - 60 minutes. Do the warm-up, pick a fitness activity from the list, and do the cool down. (An example day is done for you).

Day	Warm-up	Fitness Activity	Cool Down	Total
<i>Example Day</i>	<i>Warm-up 5 Minutes</i>	<i>Family Hike 25 Minutes</i>	<i>Cool Down 5 Minutes</i>	<i>35 Minutes</i>
Monday				
Tuesday				
Wednesday				
Thursday				
Friday				

Warm-up Routine

1. Basketball slide around the house once or down the hall 5 times.
2. Bear crawl down the hall 5 times or around the house.
3. Skip around the house or 5 times down the hall

Cool Down Routine

1. Stretch your quad muscle by standing on one leg and holding one leg bent behind you in your hand for 10 seconds. (both legs)
2. Legs together, keep them straight, slowly reach for your toes and hold for 10 seconds. (twice)
3. 10 deep breaths while doing a Yoga pose.

Fitness Activity Choices

Family Walk
 Jog Around The House
 Badminton
 Family Hike
 HIIT Workout (YouTube)
 Cosmic Kids Yoga (YouTube)
 Jump Rope
 Cup Stacking
 Bike Ride/ Scooter Ride
 Beach Body for Kids(online)
 Fit Boost Activity (online)
 Hopscotch

Tag Game
 Basketball Game
 Frisbee
 Yard Work
 Walk The Dog
 Soccer
 Zumba Kids (online)
 Build an Obstacle Course
 Outdoor Scavenger Hunt
 Playworks at Home(online)
 Four Square
 Chalk Obstacle Course on the sidewalk

Dance Party
 Croquet
 Play Catch
 Stack Wood
 Go Noodle (online)
 Wiffle Ball
 Jogging
 Build a Fort
 Juggling
 Bean Bag Toss Game
 Wall Ball