

FRSD Distance Learning: Kindergarten May 18th-22nd

Hello FRSD K-5 families! As we move forward with our new distance learning format, we hope to partner with you to make this transition as smooth as possible. We know that this is a stressful time for our students and we want to be sensitive to their (and your) needs. As such, at this time distance learning at the K-5 level is being rolled out slowly, with all of our families being considered.

A paper packet will be available via the links below, each Monday which will include a weekly lesson plan as well as work from both our ELA and Math curricula. Alternately, packets will be available for pickup on Mondays at the school. Teachers will be reaching out to you at least once weekly regarding the progress of your student in their classwork. Also available to families are the online supplemental resources linked to via the COVID-19 link on the FRSD webpage under "Supplemental Learning". Please reach out to your teacher with any questions, concerns, or feedback going forward. If the school closure is extended beyond the current timeline, we will reassess our plans as needed. Thank you for your continued partnership in your child's education!



Contact Information:

1. Teachers will be available from 8:00-4:00 each day.
2. If you are unable to reach a teacher for some reason, leave a message or send an email and they will get back to you within 24 hrs.
3. Please know that many of our teachers will be using Google Voice- this number may look unfamiliar when they call you

Differentiation/Extension/Supports:



1. We understand that you may need to provide your child with extra support or extension activities during this time.
2. If you are unable to access the online Differentiation/Extension document online, please communicate with your child's teacher for more ideas



FRSD Meal Plan:

1. FRSD is providing free meals (sack lunch & breakfast) to **anyone** 18 years or younger at the following locations in our community:
2. **VES Parking Lot:** Drive through from 11:00-12:30
3. There are 13 bus routes for meal delivery with a few stops per route. The stops/routes are listed here.
4. If you cannot make it to one of these locations and need meals delivered to your house please contact your school office by 8:00 AM of the day you need them delivered and let us know how many kids need a meal, your address and a phone number where you can be reached.



Stay Informed:

Please remember to check the Fern Ridge School District webpage for updates.
<https://www.fernridge.k12.or.us/>

Emily Bliven ebhoven@fernridge.k12.or.us 971-267-2428

Gretta Connolly gconnolly@fernridge.k12.or.us 541-632-4389

Paris Hood phood@fernridge.k12.or.us 458-205-5955

Ann Oxenford aoksenford@fernridge.k12.or.us 458-201-4401

Reine Peirce rpeirce@fernridge.k12.or.us 541-972-3296

WEEKLY MESSAGE from grade level teams: Happy Monday! Don't forget there is no school on Memorial day (5/25). Due to this, packets for next week will include work for 4 days instead of 5! Please call us with any questions!

Monday	Tuesday	Wednesday	Thursday	Friday
<p>Assignments</p> <p>Math: Module 5 -Do application problem 10 (p.1) -Problem set lesson 9 (p. 2) Extra: Count by 1's to 100 or more. *Here is a link to the videos for Module 5. https://embarc.online/course/view.php?id=12</p> <p>Reading: Read the <u>Unit 14 Homework 1</u> half page 2 times. (p. 3) -Do the Letter U trace page. (p. 5 &6) On the back draw a picture of something that starts with the letter U and write words that start with U. Extra: Read 10 minutes for the Sluggo Challenge!</p> <p>Writing: Choose 1 item from the writing choice board (p. 21)OR complete 1 opinion sentence from Skittles vs. M & M's. (p.22) *Lined writing paper included if needed (p. 23&24) Extra: Complete a 2nd activity from either opinion writing or choice board.</p> <p>PE Log 30 minutes of activity</p> <p>Extra: Jack Hartmann Name the Shape https://www.youtube.com/watch?v=svrkt hG2950</p>	<p>Assignments</p> <p>Math: Module 5 -Read the parent letter for Topic C and go over the concepts with your student. (p. 7) -Problem set lesson 11 (p. 8) Extra: Count by 5's from 5-20</p> <p>Reading: Read the <u>Unit 14 Homework 2</u> half page two times. (p.3) -Work on the Sight Words page (p. 9) Extra: Read 10 minutes for the Sluggo Challenge!</p> <p>Writing: Choose 1 item from the writing choice board OR complete 1 opinion sentence from Skittles vs. M & M's. Extra: Complete a 2nd activity from either opinion writing or choice board.</p> <p>PE Log 30 minutes of activity</p> <p>Extra: Social Studies: Chapter 4 Lesson 2: How do Communities Change? Read pages 108-109. Do the activity on pages 110-111.</p>	<p>Assignments</p> <p>Math: Module 5 -Do application problem 11 (p.11) -Problem set lesson 12 (p.12) Extra: Count by 10's to 100</p> <p>Reading: Read the <u>Unit 14 Homework 3</u> half page 2 times. (p. 4) -Work on the letter U booklet. (p.13 &14) -Recite the letter U, and review letter poems. (p.10) Extra: Read 10 minutes for the Sluggo Challenge!</p> <p>Writing: Choose 1 item from the writing choice board OR complete 1 opinion sentence from Skittles vs. M & M's. Extra: Complete a 2nd activity from either opinion writing or choice board.</p> <p>PE Log 30 minutes of activity</p> <p>Extra: Jack Hartmann Count by 2's https://www.youtube.com/watch?v=G2iSt jfHxrk</p>	<p>Assignments</p> <p>Math: Module 5 -Lesson 14 Fluency (p.15) -Problem set lesson 13 (p. 16) Extra: Count backwards 50 to 1</p> <p>Reading: Read the <u>Unit 14 Homework 4</u> page 2 times. (p. 4) -Practice the words on the sight word list. -Recite the letter U and review letter poems. Extra: Read 10 minutes for the Sluggo Challenge!</p> <p>Writing: Choose 1 item from the writing choice board OR complete 1 opinion sentence from Skittles vs. M & M's. Extra: Complete a 2nd activity from either opinion writing or choice board.</p> <p>PE Log 30 minutes of activity</p> <p>Extra: Social Studies: Chapter 4 Lesson 3. How has travel changed? Read pages 112-113. Do the activity on pages 114-115.</p>	<p>Assignments</p> <p>Math: Module 5 -Do application problem 12 (p.17) -Problem set lesson 14 (p.18) Extra: Write your numbers 75-100</p> <p>Reading: Do the Syllables page. (p. 19) -Do the letter U <u>Read. Draw. Write.</u> Page (p. 20). Draw a picture and write 1 thing about an umbrella. Extra: Read 10 minutes for the Sluggo Challenge!</p> <p>Writing: Choose 1 item from the writing choice board OR complete 1 opinion sentence from Skittles vs. M & M's. Extra: Complete a 2nd activity from either opinion writing or choice board.</p> <p>PE Log 30 minutes of activity</p> <p>Extra: Make an umbrella picture https://www.youtube.com/watch?v=nnui-Cu8ykc</p>

One lucky
winner!

CATCH[®]
COORDINATED APPROACH TO CHILD HEALTH

Make your
own route!

Virtual 3k Family Fun Walk/Run

Take a
Picture!



Do it
Anytime!

WHEN:

May 30th or 31st, anytime and anywhere you choose to make your 3K route (1.86 miles)

Details:

- Wear your CATCH shirt if you have one.
- Pick a number & print a Race Bib (optional)
- Walk/run 3K with the family.
- Take a finished picture & send it to the contact below.

CONTACT:

Jennie Herbert

jherbert@fernridge.k12.or.us

Billie Perrier

bperrier@fernridge.k12.or.us

We thought that it would be fun to try and do something together as a community, while we are all apart.

We would love to see your family participate! All you have to do is walk/run a 3k on May 30th or 31st, and then send a picture to one of the emails listed. We will compile a Virtual 3K Video with the pictures and share it on Facebook.

We will enter each family that participates in a drawing for a free one year family pass to Willamalane Parks and Recreation. We will draw and post live after the 31st.

Need help with a route? Use one of these free apps: Map My Run or Footpath

Picture Deadline is May 31st 8:00pm, if you give permission to post on social media.



Physical Education

ACTIVITY LOG

Kindergarten - 5th Grade

Use this activity log to track your physical activity minutes for 1 week. Have an adult put their initials next to each day that you complete 30 - 60 minutes. Do the warm-up, pick a fitness activity from the list, and do the cool down. (An example day is done for you).

Day	Warm-up	Fitness Activity	Cool Down	Total
Example Day	Warm-up 5 Minutes	Family Hike 25 Minutes	Cool Down 5 Minutes	35 Minutes
Monday				
Tuesday				
Wednesday				
Thursday				
Friday				

Warm-up Routine

1. Jog around the house once or down the hall 5 times.
2. Lunges around the house or down the hall 2 times
3. Jumping jacks in place 15 times.
4. Standing squats 10 times.



Cool Down Routine

1. Stand feet shoulder width apart. Bend the right leg and lean to the right. This works the inside of your leg. (10 seconds) Switch legs and bend the left leg and lean to the right. (10 seconds)
2. Look at the stretch picture. Sit down legs straight, bend the right leg so the bottom of the foot is facing and touching the inside inner thigh. Lean forward and touch your left foot slowly for 10 seconds, Switch legs and have the left leg bent and touching the right foot slowly for 10 seconds.
3. Arm circles on the side 10 times and reverse arm circles 10 times

Fitness Activity Choices

Family Walk
 Jog Around The House
 Badminton
 Family Hike
 HIIT Workout (YouTube)
 Cosmic Kids Yoga (YouTube)
 Jump Rope
 Cup Stacking
 Bike Ride/ Scooter Ride
 Beach Body for Kids(online)
 Fit Boost Activity (online)
 Hopscotch
 Relay races

Tag Game
 Basketball Game
 Frisbee
 Yard Work
 Walk The Dog
 Soccer
 Zumba Kids (online)
 Build an Obstacle Course
 Outdoor Scavenger Hunt
 Playworks at Home(online)
 Four Square
 Chalk Obstacle Course on the sidewalk
 Balloon Volleyball

Dance Party
 Croquet
 Play Catch
 Stack Wood
 Go Noodle (online)
 Wiffle Ball
 Jogging
 Build a Fort
 Juggling
 Bean Bag Toss Game
 Wall Ball
 Hackysack

APPLICATION PROBLEM

<p>Lesson 10</p>	<p>Ms. Garcia is painting her fingernails. She has painted all the nails on her left hand except her thumb. How many more nails does she need to paint? How many will she have left to paint after she paints her left thumb? Draw a picture to help you.</p>
----------------------	---

Name _____

Date _____

Whisper count as you draw the number. Fill one ten-frame first. Show your numbers with your Hide Zero cards.

12

17

16

13

Hear the Sea


We could hear the sea

as the



hit the sand.

We could see



the



and the



We sat near the



We sat in the sand.

We had a sweet, sweet treat.

Please initial with each reading.



in the Sand

This is



She said, "Dean and I can

swim in the sea.

We can eat treats and

sit in the sand."

Dean said, "I wish I could

see three in the sand."



Please initial with each reading.


Dean and 

Dean and  sat in the .

Dean said, "I wish I could see

a ."


Dean and  sat and sat.

 said, "See that!"

It is a !"

 and Dean

said, "That is neat!"



Storybook Decoding Review

Sounds you know:

- sh w ea R a
- Sh c i d th

Words you can sound out:

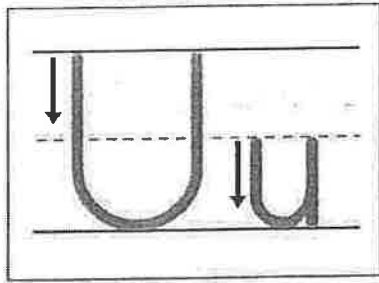
- ▲ ran near had wish
- ▲▲ cats weed She miss
- ▲▲▲ trash wins sit three

Words you have learned:

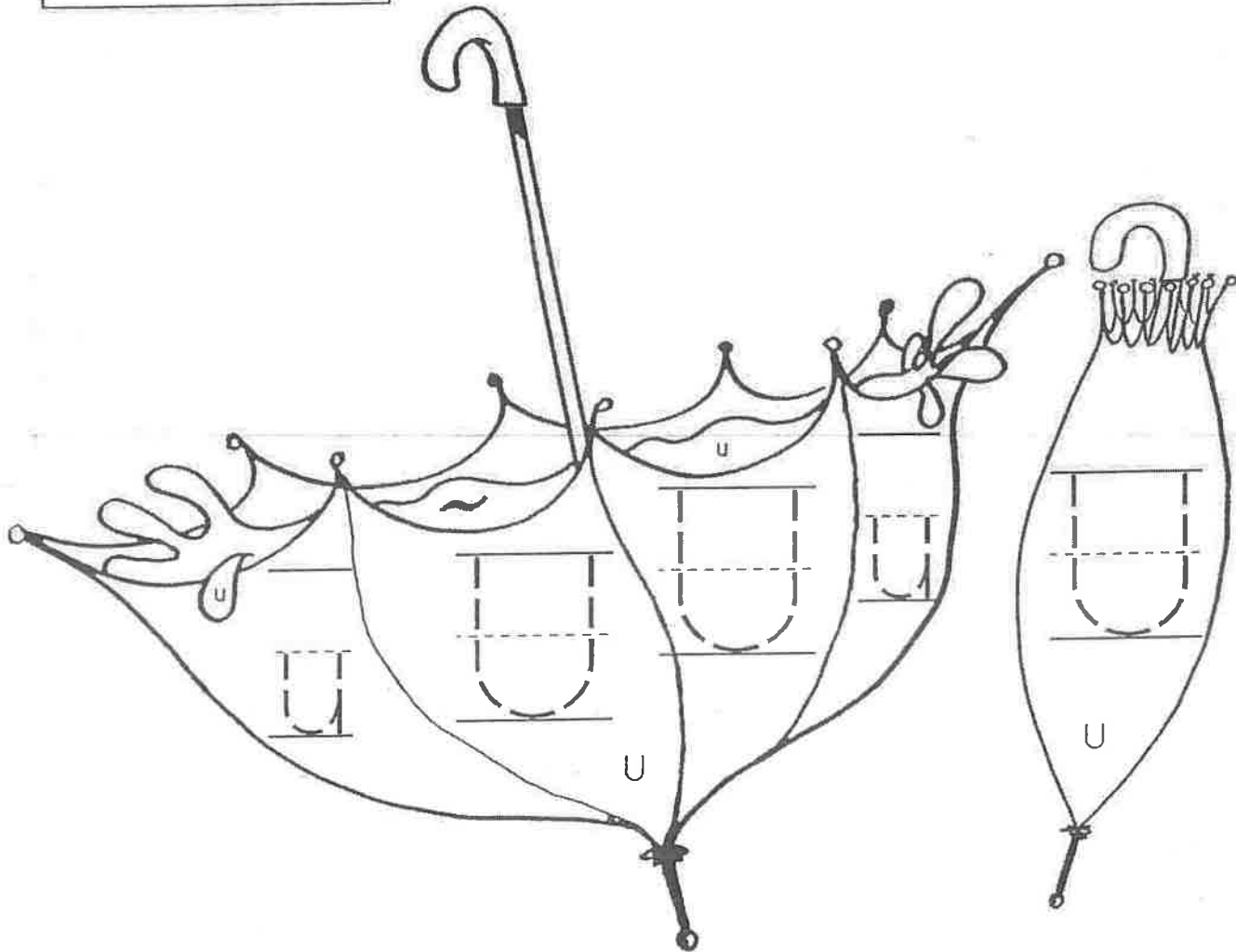
- ✈ should has would is

Sentences you can read:

- 🐸 Tad could swim in the sea.
- 🐸 Dean said he didn't want a treat.



I'm _____




Review

Student's Challenge: Find and circle the four hidden u's.

Dear Family: Ask your child to tell you about this page. "What letter are you studying?" (u) • "What in the picture begins with u?" (umbrellas) • "What letters are at the bottom of the page?" (q, g, t, i)



I'm _____









MATH NEWS



LAFAYETTE
PARISH SCHOOL SYSTEM

Kindergarten, Module 5, Topic C

Spring 2015

Kindergarten Math

Module 5: Numbers 10-20; Count to 100 by Ones and Tens

Math Parent Letter

This document is created to give parents and students a better understanding of the math concepts found in Eureka Math (© 2013 Common Core, Inc.) that is also posted as the Engage New York material which is taught in the classroom. Module 5 of Eureka Math (Engage New York) covers Numbers 10 – 20 and Count to 100 by Ones and Tens. This newsletter will discuss Module 5, Topic C

Topic C. Compose Numbers 11-20 and Count to Answer “How Many?” Questions in Varied Configurations

Words to know

- Rekenrek
- Linear
- Array
- Vertical Towers
- Circular Configuration

Objective

In Topic C, students use a Rekenrek to model numbers to 20. They will gain a better understanding of the composition and decomposition of teen numbers as ten ones and some more ones. Students will use vertical towers, arrays, linear and circular configuration to represent teen numbers.

Rekenrek



Linear is a set of objects in a line.



Array is repeated rows of objects.



OBJECTIVE OF TOPIC C

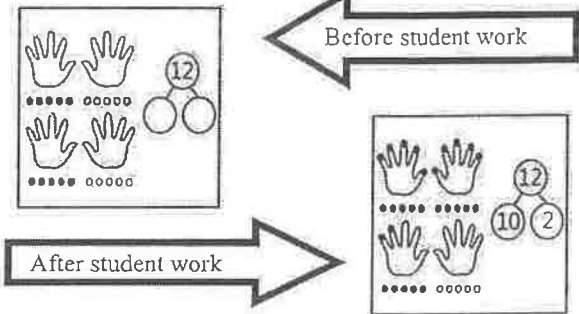
- 1 Build a Rekenrek to 20.
- 2 Show, count, and write numbers 11 to 20 in tower configurations increasing by 1—a pattern of 1 larger.
- 3 Represent numbers 20 to 11 in tower configurations decreasing by 1—a pattern of 1 smaller.
- 4 Show, count, and write to answer how many questions in linear and array configurations.
- 5 Show, count, and write to answer how many questions with up to 20 objects in circular configurations.

Focus Area– Topic C

Decompose Numbers 11-20 and Count to Answer “How Many?” Questions in Varied Configurations

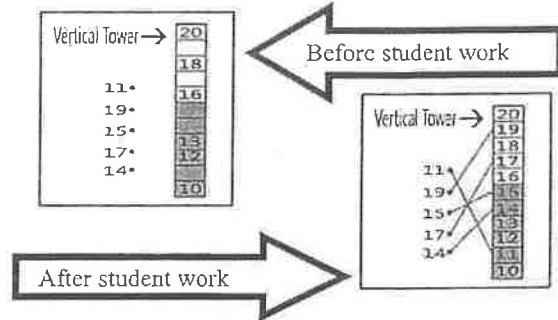
Students will be given a teen number and asked to complete the following instructions.

Color the number of fingernails and beads to match the number bond. Show by coloring 10 ones above and extra ones below. Fill in the number bond.



Students will also learn to complete a vertical tower by completing the following instructions.

Start at the bottom. Draw lines to put the numbers in order on the tower. Then write the numbers in the tower.



Students will complete a circular configuration.


Whisper count and draw in more shapes to match the number.



Name _____

Date _____

Count, color and write.



Sight Words

Directions: Have your child read the sentences below. Circle the sight words from the word bank that are in the sentences. Bonus: Write one of the sentences on the lines provided.

Word Bank

Was for are with they

We are in the car.

Can they go?

I was not in the weeds.

She is with me and Dan.

I got this for you!

Letter Poems

Directions: Practice reading the letter poems, come up with other words that begin with the letter sound.

Uu

Capital letter U

Small letter u

U says "u"

5 upside-down umbrellas

U, u, u.



Qq


Capital letter Q

Small letter q

Q says "q"

4 quails on a quilt

Q, q, q.




APPLICATION PROBLEM

Lesson 11	Mary has 10 toy trucks. She told her mom she likes to spread them out on the floor. She said she doesn't like to put them away neatly in the little toy box because then there are fewer toys. Can you draw a picture to prove to Mary that the number of toy trucks is the same when they are all spread out as when they are in the little toy box?
--------------	---

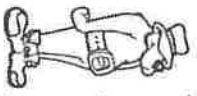
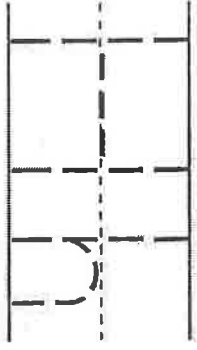

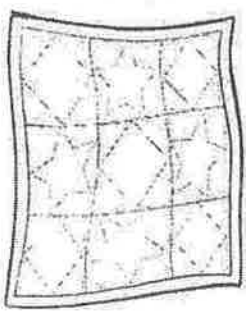
Name _____

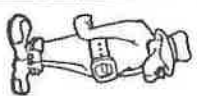
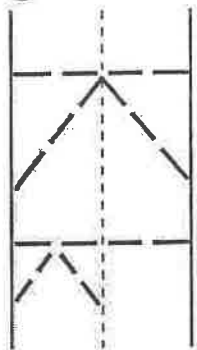

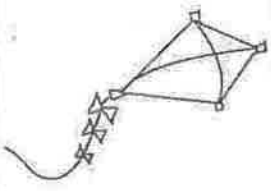
Date _____

Count, color and write.



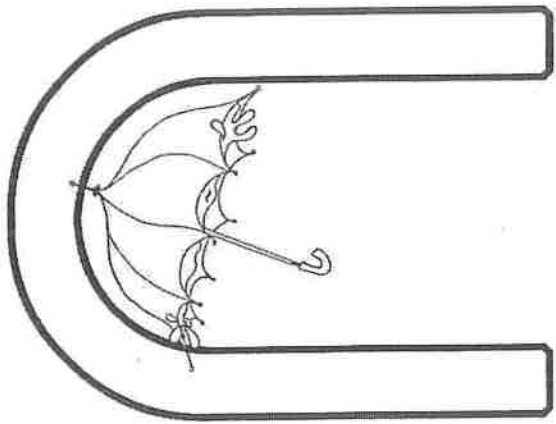
Other sounds I know about:

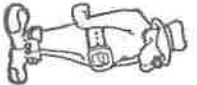
3 Have students cross out the picture that does not start with the sound.

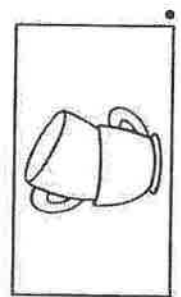
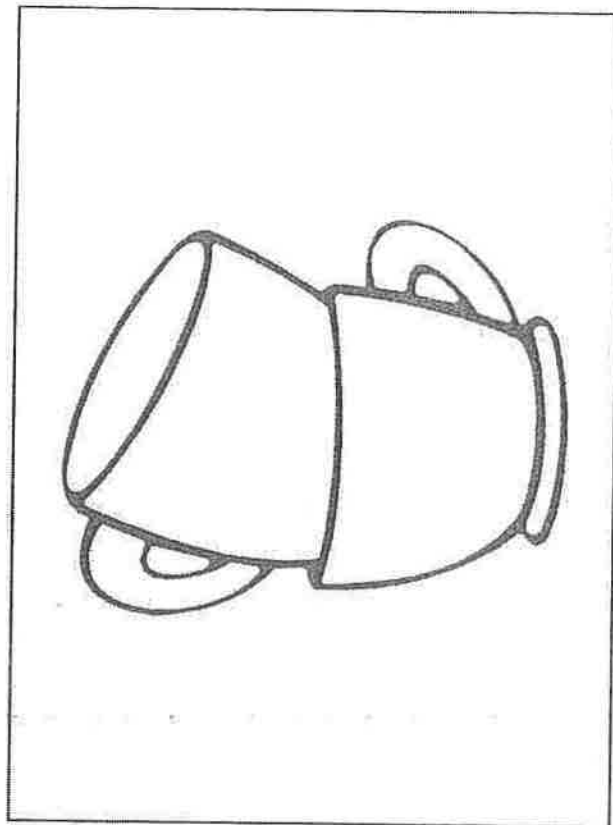
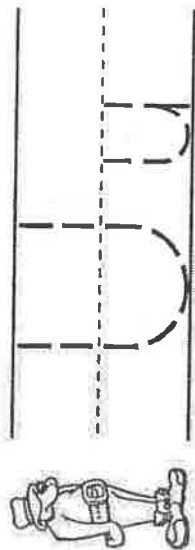
My Letter U Book



by _____



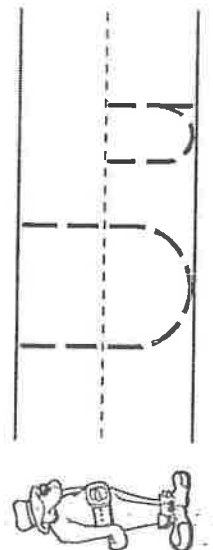
Dear Family: Ask your child what the book is about. Discuss each page. Read pages 1 and 2 with your child.





I see 2 . . .

©2008 Sopris West Educational Services. All rights reserved.





I see the . . .

Name _____

Date _____

Count the objects in each group and write the number.










teen counting array

How many ducks do you count?



In the space below, draw 15 circles in rows.

In the space below, draw 12 squares in rows.


APPLICATION PROBLEM


Lesson 12	Peter was sitting at lunch eating his French fries. He counted 8 left on his plate. He ate 1 French fry. He ate another French fry. Then he ate another French fry. How many French fries did Peter have then?
--------------	--


Name _____


Date _____

Whisper count how many objects there are. Write the number.










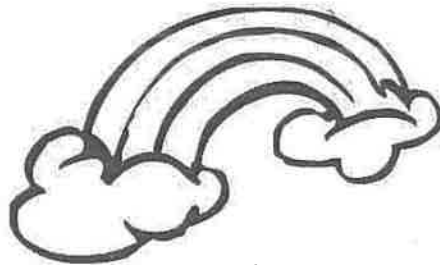


Syllables


Bogart sees some interesting things while he is having lunch. Say the name for each picture. If the name has two syllables, color the picture.




bird



rainbow




tree



balloon




boat



airplane

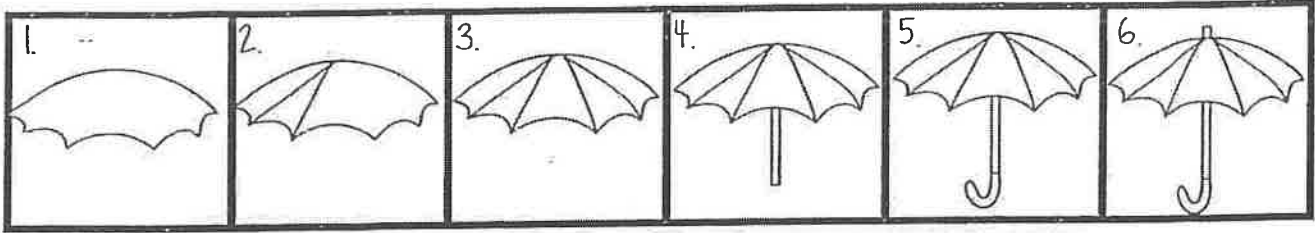
Remember to clap for each syllable!




19

Name: _____

Read. Draw. Write.



umbrella



Four sets of handwriting practice lines, each consisting of a solid top line, a dashed middle line, and a solid bottom line.

Kindergarten Writing Choice Board

5/18/20-5/22/20

Parent tips:

1. Please remind your student to begin with capital letter, finger spaces between words and punctuation at the end of sentence.
2. Phonetic spelling is encouraged. This is simply sounding out words and writing sounds they hear. Example: (friend f-r-e-n-d).

<https://sightwords.com/sight-words/flash-cards/>


<p>Use the 1st ten sight words in a sentence:</p> <p>the in of is and you a that to it</p>	<p>Make a list of your favorite things to do outside.</p> <p>Example: ride my bike play with my dog have a picnic</p>
<p>Write a sentence about someone in your family.</p> <p>Example: My brother is messy My cat is soft.</p>	<p>Build 1st ten sight words with Legos, playdough, or craft sticks.</p>
<p>Draw a picture of yourself with your favorite clothes on & label it.</p>	<p>The best gift I ever received was...</p>

Name _____

Opinion Writing



or



Do you like Skittles or M and M's?

I like _____

because _____



Handwriting practice row with a solid top line, a dashed middle line, and a solid bottom line.



Handwriting practice row with a solid top line, a dashed middle line, and a solid bottom line.



Handwriting practice row with a solid top line, a dashed middle line, and a solid bottom line.



Handwriting practice row with a solid top line, a dashed middle line, and a solid bottom line.



Handwriting practice row with a solid top line, a dashed middle line, and a solid bottom line.



Handwriting practice row with a solid top line, a dashed middle line, and a solid bottom line.



Handwriting practice lines consisting of a solid top line, a dashed middle line, and a solid bottom line.



Handwriting practice lines consisting of a solid top line, a dashed middle line, and a solid bottom line.



Handwriting practice lines consisting of a solid top line, a dashed middle line, and a solid bottom line.



Handwriting practice lines consisting of a solid top line, a dashed middle line, and a solid bottom line.



Handwriting practice lines consisting of a solid top line, a dashed middle line, and a solid bottom line.



Handwriting practice lines consisting of a solid top line, a dashed middle line, and a solid bottom line.