

FRSD Distance Learning: Kindergarten May 26th-29th



Hello FRSD K-5 families! As we move forward with our new distance learning format, we hope to partner with you to make this transition as smooth as possible. We know that this is a stressful time for our students and we want to be sensitive to their (and your) needs. As such, at this time distance learning at the K-5 level is being rolled out slowly, with all of our families being considered.

A paper packet will be available via the links below, each Monday which will include a weekly lesson plan as well as work from both our ELA and Math curricula. Alternately, packets will be available for pickup on Mondays at the school. Teachers will be reaching out to you at least once weekly regarding the progress of your student in their classwork. Also available to families are the online supplemental resources linked to via the COVID-19 link on the FRSD webpage under "Supplemental Learning". Please reach out to your teacher with any questions, concerns, or feedback going forward. If the school closure is extended beyond the current timeline, we will reassess our plans as needed. Thank you for your continued partnership in your child's education!



Contact Information:

1. Teachers will be available from 8:00-2:30 each day.
2. If you are unable to reach a teacher for some reason, leave a message or send an email and they will get back to you within 24 hrs.
3. Please know that many of our teachers will be using Google Voice- this number may look unfamiliar when they call you



Differentiation/Extension/Supports:

1. We understand that you may need to provide your child with extra support or extension activities during this time.
2. If you are unable to access the online Differentiation/Extension document online, please communicate with your child's teacher for more ideas



FRSD Meal Plan:

1. FRSD is providing free meals (sack lunch & breakfast) to **anyone** 18 years or younger at the following locations in our community:
2. **VES Parking Lot:** Drive through from 11:00-12:30
3. There are 13 bus routes for meal delivery with a few stops per route. The stops/routes are listed here.
4. If you cannot make it to one of these locations and need meals delivered to your house please contact your school office by 8:00 AM of the day you need them delivered and let us know how many kids need a meal, your address and a phone number where you can be reached.



Stay Informed:

Please remember to check the Fern Ridge School District webpage for updates.
<https://www.fernridge.k12.or.us/>

Emily Bliven ebhoven@fernridge.k12.or.us 971-267-2428

Gretta Connolly gconnolly@fernridge.k12.or.us 541-632-4389

Paris Hood phood@fernridge.k12.or.us 458-205-5955

Ann Oxenford aoksenford@fernridge.k12.or.us 458-201-4401

Reine Peirce rpeirce@fernridge.k12.or.us 541-972-3296

WEEKLY MESSAGE from grade level teams: Happy Tuesday! Only 3 more weeks left, you've got this! Please contact us with any questions.


Monday	Tuesday	Wednesday	Thursday	Friday
<p>Assignments</p> <p>Memorial Day! No school work today.</p> <p>*Information and materials are included at the back of the packet for the Virtual 3k Family Fun Walk/Run if your family wants to participate! (p. 21-23)</p> <p>**Lined paper included to use for the choice board if needed. (p.18)</p> <p>***Here is a link to the math videos for Module 5. https://embarc.online/course/view.php?id=12</p>	<p>Assignments</p> <p>Math: Module 5 -Lesson 15 Fluency (p.1) -Problem set lesson 15 (p. 2) Extra: Count by 5's from 5 to 50</p> <p>Reading: Read the <u>Unit 15 Homework 1</u> half page two times. (p.3) -Letter X trace page. (p.5&6). <i>On the back draw something that starts with or has an x in it and write words with an x in them.</i> Extra: Read 10 minutes for the Sluggo Challenge!</p> <p>Writing: Choose 1 item from the writing choice board (p.19) OR complete 1-2 lines of the alphabet writing page (p.20). Remember to begin your letters on the stars. Extra: Complete a 2nd activity from either alphabet writing or choice board.</p> <p>PE Log 30 minutes of activity</p> <p>Extra: Science: learn about the life cycle of a butterfly. Draw your own life cycle https://www.natgeokids.com/uk/discover/animals/insects/butterfly-life-cycle/</p>	<p>Assignments</p> <p>Math: Module 5 -Do application problem 17 (p.7) -Problem set lesson 16 (p.8) Extra: Count by 10's to 100</p> <p>Reading: Read the <u>Unit 15 Homework 2</u> half page 2 times. (p.3) -Work on the Case of the Missing X booklet. (p. 9&10) -Recite the letter X, and review letter poems. (p.11) Extra: Read 10 minutes for the Sluggo Challenge!</p> <p>Writing: Choose 1 item from the writing choice board OR complete 1-2 lines of the alphabet writing page. Remember to begin your letters on the stars. Extra: Complete a 2nd activity from either alphabet writing or choice board.</p> <p>PE Log 30 minutes of activity</p> <p>Extra: Social Studies: please read pages 86-87. Do the activity on pages 88-89. For more info on this topic, learn about the Kalapuya native to the Willamette Valley here: https://www.academickids.com/encyclopedia/index.php/Kalapuya</p>	<p>Assignments</p> <p>Math: Module 5 -Do application problem 18 (p.13) -Problem set lesson 17 (p.14) Extra: Count by 10's and write the numbers while you count.</p> <p>Reading: Read the <u>Unit 15 Homework 3</u> page 2 times. (p.4) -Work on the Sight Words page (p.12) Extra: Read 10 minutes for the Sluggo Challenge!</p> <p>Writing: Choose 1 item from the writing choice board OR complete 1-2 lines of the alphabet writing page. Remember to begin your letters on the stars. Extra: Complete a 2nd activity from either alphabet writing or choice board.</p> <p>PE Log 30 minutes of activity</p> <p>Extra: Art: Make some butterfly art using paper and paint: https://www.artycraftykids.com/art/easy-butterfly-kids-art/</p>	<p>Assignments</p> <p>Math: Module 5 -Read over the Topic E parent letter and discuss with your child. (p.15) -Problem set lesson 20 (p.16) Extra: Write your numbers 1 to 50</p> <p>Reading: Read the <u>Unit 15 Homework 3</u> page 2 times. (p.4) -Do the letter X <u>Read. Draw. Write.</u> Page (p.17). Draw a picture and write 1 thing about an ox. Extra: Read 10 minutes for the Sluggo Challenge!</p> <p>Writing: Choose 1 item from the writing choice board OR complete 1-2 lines of the alphabet writing page. Remember to begin your letters on the stars. Extra: Complete a 2nd activity from either alphabet writing or choice board.</p> <p>PE Log 30 minutes of activity</p> <p>Extra: X marks the spot! Make your own pirate treasure map. Hide a treasure then lead your family on a hunt to find it.</p>

Name _____


Date _____

Whisper count and draw in more shapes to match the number.


14



12




15



teen circular counting
















17



Name _____


Date _____

Count up by tens, and write the numbers.

	10
	20
	
	
	50
	
	
	
	
	
	
	
	
	
	

I Think I See


The  hid near the tree.


I think I can see that .

He has a treat.

He can eat the weeds.

I think I can see a .

The  is in the tree.



Please initial with each reading. _____

Reprint of Story 2


©2008 Sopris West Educational Services. All rights reserved.

In a Tree

"See me in a tree," said .

"This is neat. I can eat and eat
treats in this seat."

 was  in the tree.

 couldn't sit in the tree.

She said, "I can't eat and eat in
that tree." She was sad.



Please initial with each reading. _____

Reprint of Story 4

©2008 Sopris West Educational Services. All rights reserved.

Sweet Treat

Tee, hee, hee!

It's  in a tree.


Neat, neat, neat!


He has a sweet seat.

Eat, eat, eat!

 has a treat.

Smack, smack, smack!

 eats a snack.



Please initial with each reading. _____

(F)

Modified from Story 6

©2008 Sopris West Educational Services. All rights reserved.

Storybook Decoding Review

Sounds you know:

■ K ea r k sh

■ sh a ck i C

Words you can sound out:

▲ Kim he sick wink

▲▲ meet rat smack neat

▲▲▲ can't neat she can

Words you have learned:

→ should want his a

Sentences you can read:

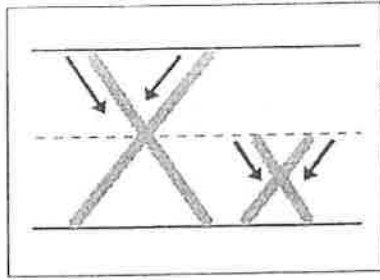
👉 I think I see three deer.

👉 Rick said, "See that trash in the trees."

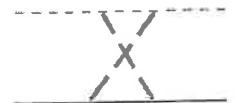
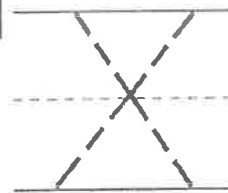
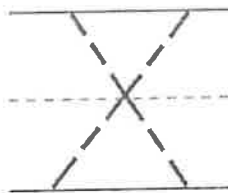
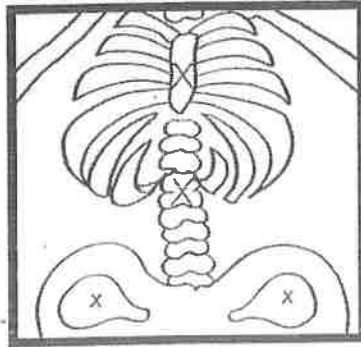
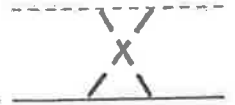
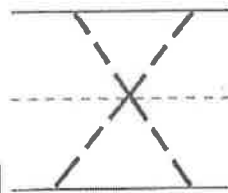
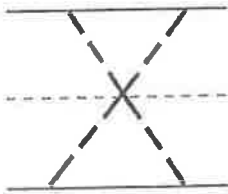
Please initial after the student has read the page. _____

Reprint of Storybook Decoding Review

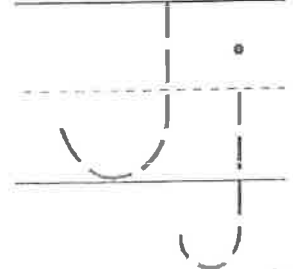
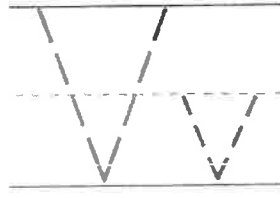
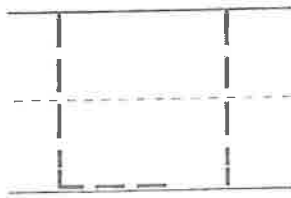
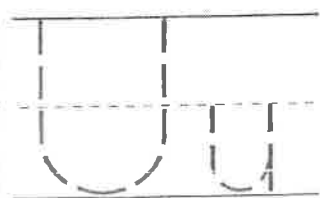
©2008 Sopris West Educational Services. All rights reserved.



I'm _____



Review




© 2005 by Education Resources, Inc. All rights reserved.

Student's Challenge: Find and circle the four hidden X's.

Dear Family: Ask your child to tell you about this page. "What letter are you studying?" (x) • "What in the picture begins with 'x'?" (X-ray) • "What letters are at the bottom of the page?" (u, l, v, j)

I'm _____



Handwriting practice lines consisting of a solid top line, a dashed middle line, and a solid bottom line.



Handwriting practice lines consisting of a solid top line, a dashed middle line, and a solid bottom line.



Handwriting practice lines consisting of a solid top line, a dashed middle line, and a solid bottom line.

Application Problem

Lesson 17	Sammy's mom has 10 apples in a bag. Some are red and some are green. What might be the number of each color apple in her bag? There is more than one possible answer. Show your answers with number bonds. Label the parts as R and G.
--------------	--

Name _____

Date _____

Count up or down by 1s. Help the animals and the girl get what they want!

Count up.

Stop!

Count down.

63	64					66			
----	----	--	--	--	--	----	--	--	--


6

The Case of the Missing X




D

C




A



by _____

Dear Family: Please read the book with your child.

©2008 Sopris West Educational Services. All rights reserved.



W

Y



Z



V

M

N

E

K

H

J

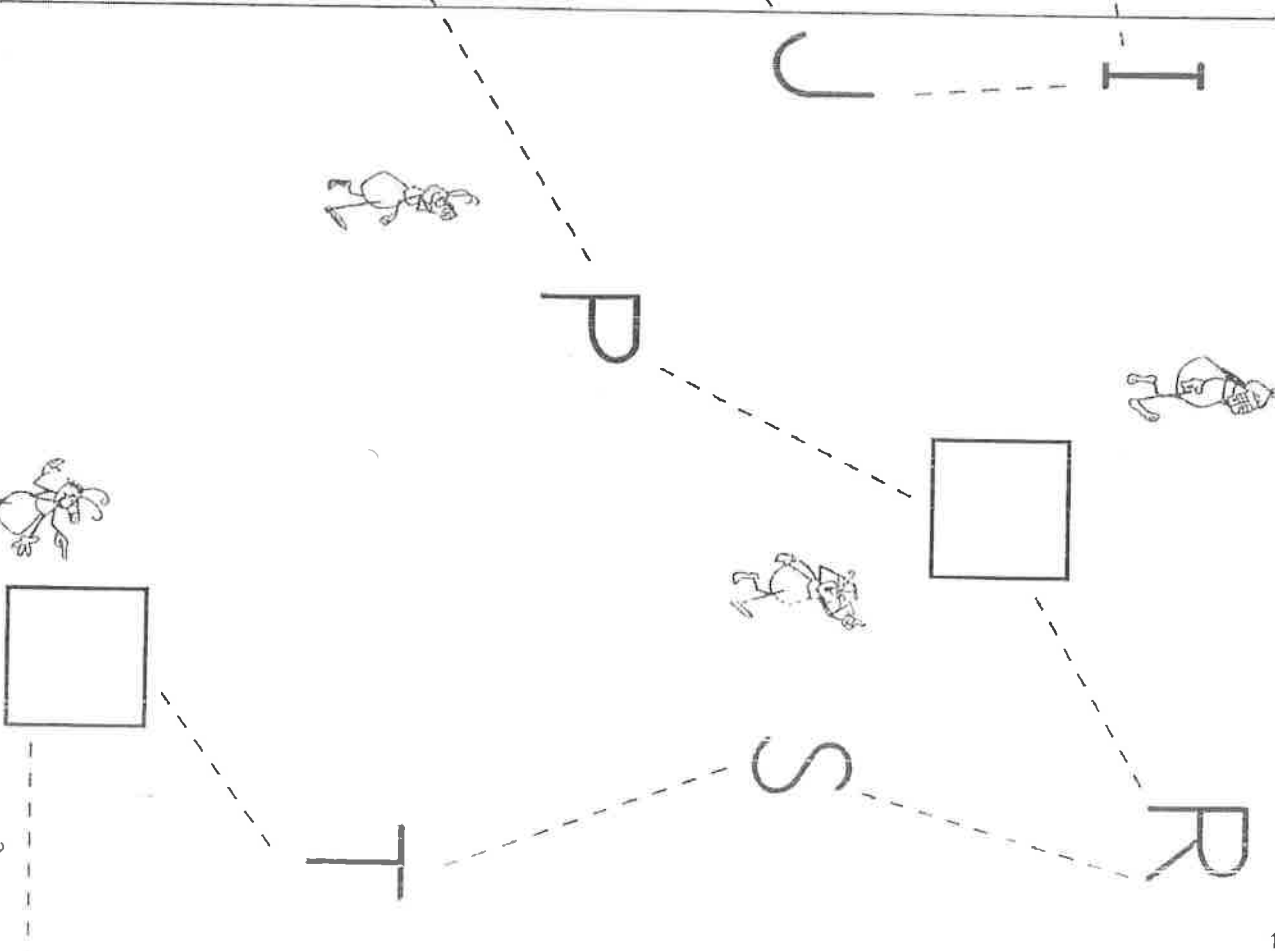
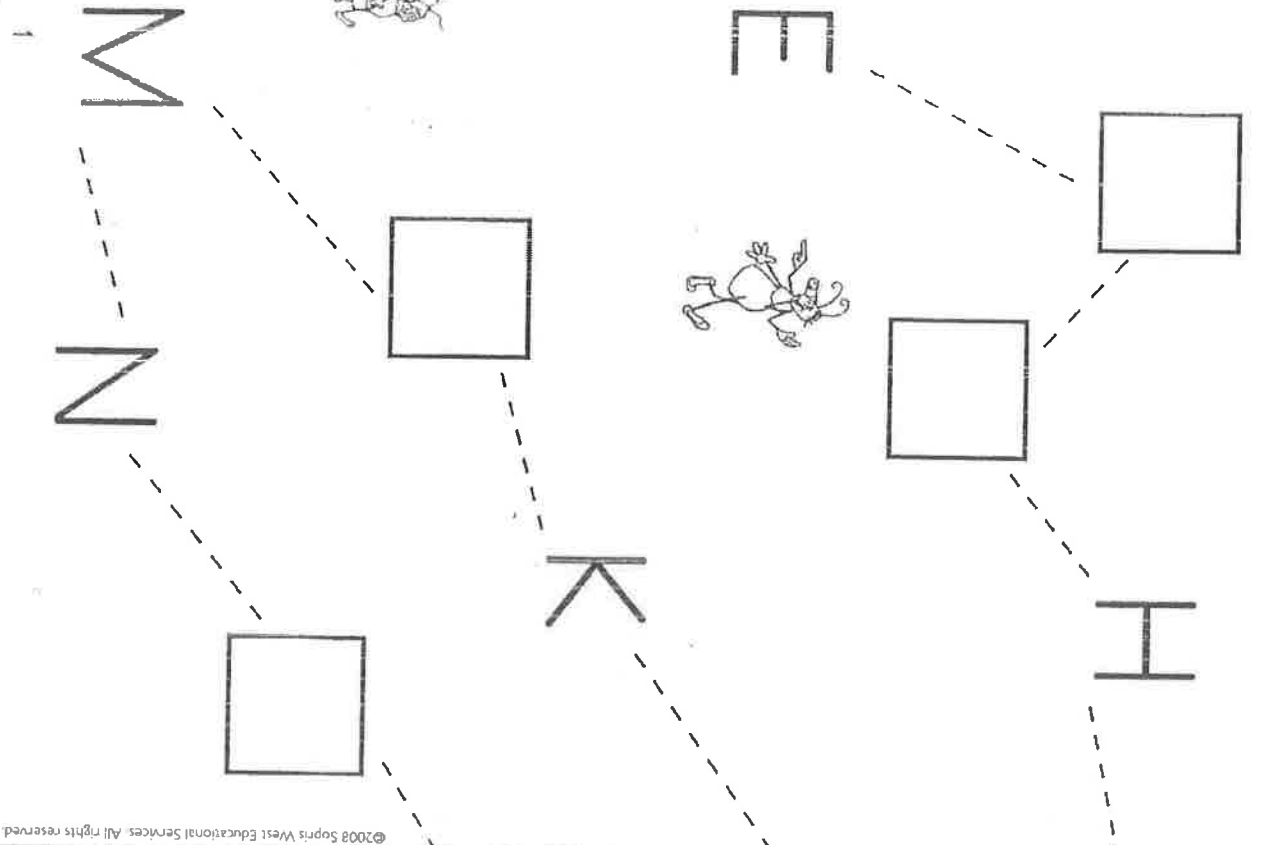







I

P

S

R

T



Letter Poems

Directions: Practice reading the letter poems, come up with other words that begin with the letter sound.

Xx

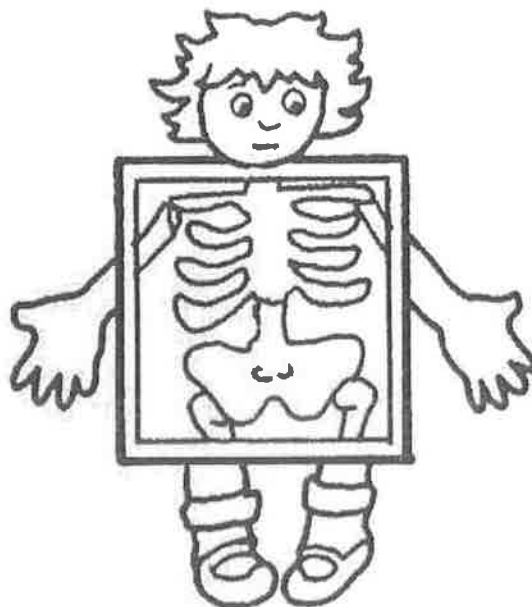
Capital letter X

Small letter x

X says "x"

6 X's on the X-ray

X, x, x.



Uu

Capital letter U

Small letter u

U says "u"

5 upside-down umbrellas

U, u, u.



Sight Words

Directions: Have your child read the sentences below. Circle the sight words from the word bank that are in the sentences. Bonus: Write one of the sentences on the lines provided.

Word Bank

had from or one by

I sit by the cat.

It is from the store.

We had a fun day!

He is in a red or blue house.

You are one cool kid!


Application Problem

Lesson 18	<p>Susan is putting 9 flowers in 2 vases. Draw a picture to show a way she might do that. Make a number bond and a number sentence to match your idea. (Bonus: See if you can think of another way to put the flowers in the vases.)</p> <p>How is the flower problem similar to the apple problem from yesterday?</p>
--------------	--

Name _____

Date _____

Touch and count the dots from left to right starting at the arrow. Count to the puppy, and then keep counting to his bones and twin brother!



Count again and color the last dot of each row green. When you have finished, go back and see if you can remember your green numbers!

What number did you say when you touched the first puppy?

- The first bone?
- The second bone?
- His twin brother?



MATH NEWS



LAFAYETTE
PARISH SCHOOL SYSTEM

Kindergarten, Module 5, Topic E

Spring 2015

Kindergarten Math

Module 5: Numbers 10-20; Count to 100 by Ones and Tens

Math Parent Letter

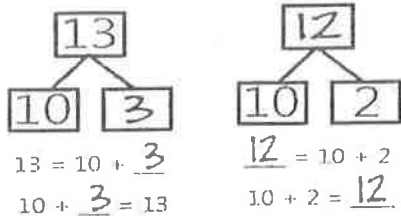
This document is created to give parents and students a better understanding of the math concepts found in Eureka-Math (© 2013 Common Core, Inc.) that is also posted as the Engage New York material which is taught in the classroom. Module 5 of Eureka Math (Engage New York) covers Numbers 10 – 20 and Count to 100 by Ones and Tens . This newsletter will discuss Module 5, Topic E

Topic E. Represent and Apply Compositions and Decompositions of Teen Numbers

Objective

In Topic E, students begin to reason about situations to determine if they are decomposing a teen number as 10 ones and some ones, or composing 10 ones and some ones to find the teen number. They will start to analyze the number sentences that best represents the situation.

Students will gain an understanding of decomposing numbers when finding the missing part of the teen number.

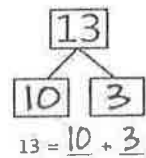


Focus Area– Topic E

Represent and Apply Composition and Decomposition of Teen Numbers

Students will learn how to create an addition sentence using a number bond.

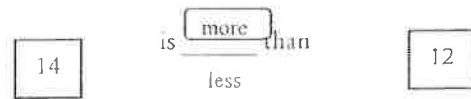
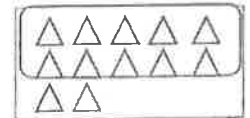
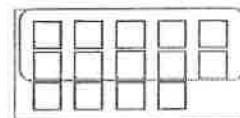
Fill in the number bond and write a number sentence to match it.



The first number is the whole. Circle its parts.



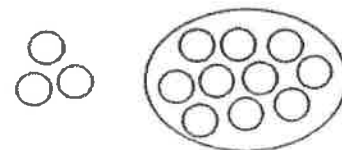
Circle 10 squares. Circle 10 triangles. Write how many in each group. Check the group that has less.



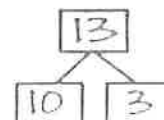
OBJECTIVE OF TOPIC E

- 1 Represent teen number compositions and decompositions as addition sentences.
- 2 Represent teen number decomposition as 10 ones and some ones, and find a hidden part.
- 3 Decompose teen numbers as 10 ones and some ones; compare some ones to compare the teen numbers.
- 4 Reason about and represent situations, decomposing teen numbers into 10 ones and some ones, and composing 10 ones and some ones into a teen number.
- 5 Culminating Task—Represent teen number decompositions in various ways.

Tommy saw 3 apples in a bag and 10 apples on the table. Draw a picture to show how many apples there are.



Write a number bond and an addition sentence to match your picture.



$10 + 3 = 13$

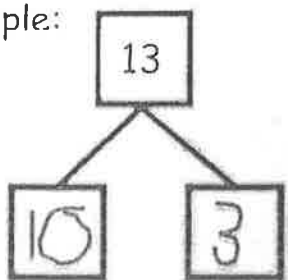
15

Name _____

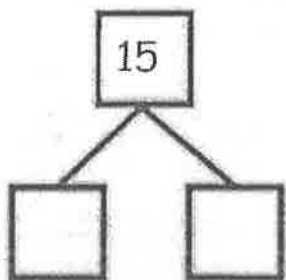
Date _____

Fill in each number bond, and write a number sentence to match them.

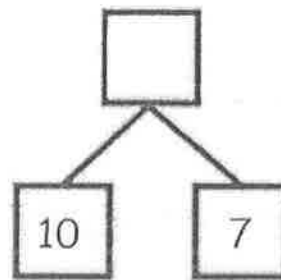
Example:



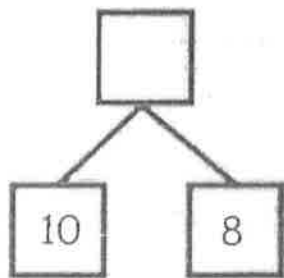
$13 = 10 + 3$



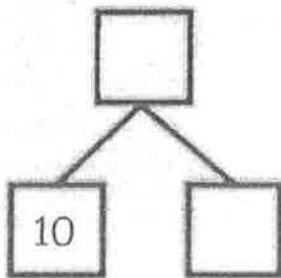
$15 = \underline{\quad} + \underline{\quad}$



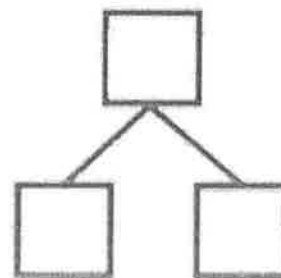
$17 = \underline{\quad} + \underline{\quad}$



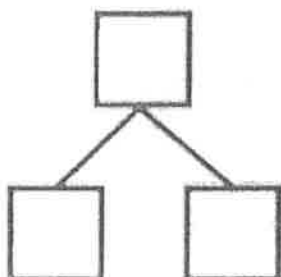
$10 + 8 = \underline{\quad}$



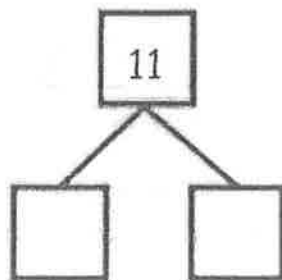
$10 + 6 = \underline{\quad}$



$\underline{\quad} = 10 + 4$



$12 = \underline{\quad} + \underline{\quad}$

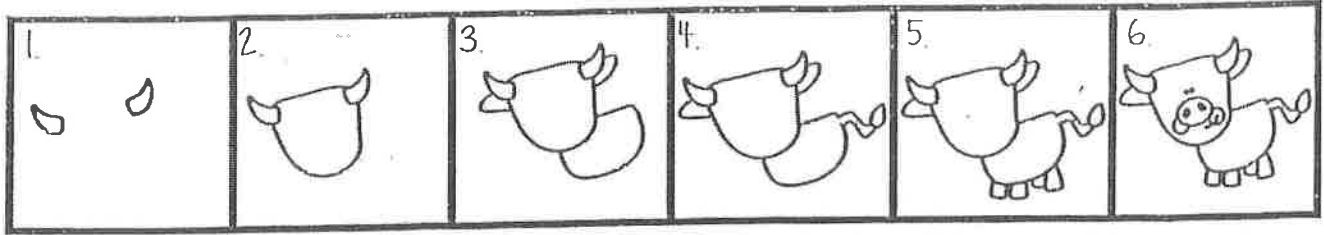


$\underline{\quad} = \underline{\quad} + \underline{\quad}$



Early finishers:
Make up your own
teen number
bonds and number
sentences on the
back!

Name: _____

Read. Draw. Write.



OX





Handwriting practice lines consisting of a solid top line, a dashed middle line, and a solid bottom line.



Handwriting practice lines consisting of a solid top line, a dashed middle line, and a solid bottom line.



Handwriting practice lines consisting of a solid top line, a dashed middle line, and a solid bottom line.



Handwriting practice lines consisting of a solid top line, a dashed middle line, and a solid bottom line.



Handwriting practice lines consisting of a solid top line, a dashed middle line, and a solid bottom line.



Handwriting practice lines consisting of a solid top line, a dashed middle line, and a solid bottom line.


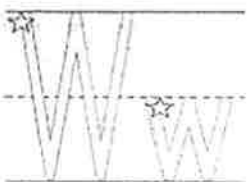
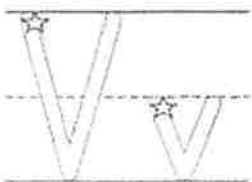


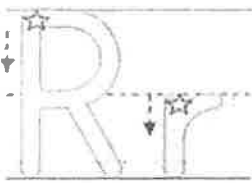
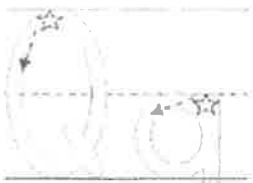
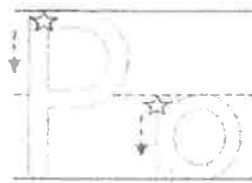
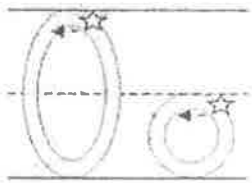
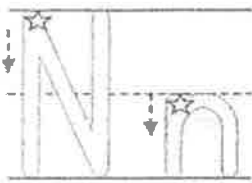

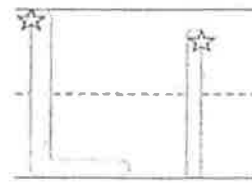
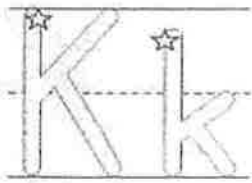
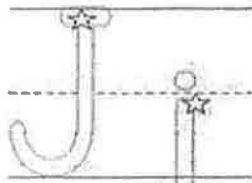
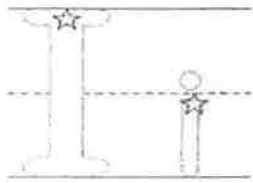
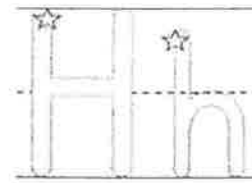
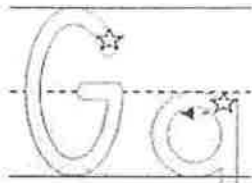
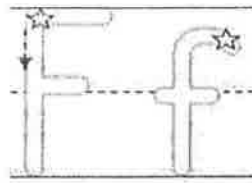
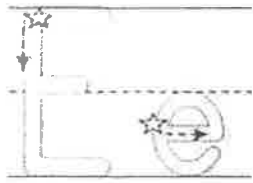
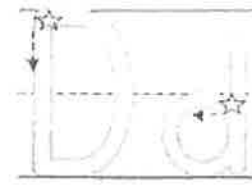
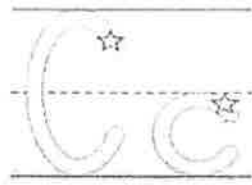


Kindergarten Writing Choice Board

5/26/20-5/29/20

Parent tips:

1. Please remind your student to begin with capital letter, finger spaces between words and punctuation at the end of sentence.
2. Phonetic spelling is encouraged. This is simply sounding out words and writing sounds they hear.
3. Example: (p-o-p-s-i-k-l=popsicle)

Would you rather be invisible or be able to read minds?	Have a family member help you to use the 2 nd set of sight words in a sentence. he as was with for his on they are I
Make a list of all the healthy food you ate last week.	Make your 2 nd list of sight words on Lakeshore's website & practice writing them. https://www.lakeshorelearning.com/resources/free-resources/writing-practice
Name 3 things you are looking forward to this summer.	Paint, use sidewalk chalk or build sight words with playdough, Legos or materials around your house.



Start at the star.





Physical Education

ACTIVITY LOG

Kindergarten - 5th Grade

Use this activity log to track your physical activity minutes for 1 week. Have an adult put their initials next to each day that you complete 30 - 60 minutes. Do the warm-up, pick a fitness activity from the list, and do the cool down. (An example day is done for you).

Day	Warm-up	Fitness Activity	Cool Down	Total
<i>Example Day</i>	<i>Warm-up 5 Minutes</i>	<i>Family Hike 25 Minutes</i>	<i>Cool-Down 5 Minutes</i>	<i>35 Minutes</i>
Monday				
Tuesday				
Wednesday				
Thursday				
Friday				

Warm-up Routine

1. Hop on one foot around the house once or down the hall 4 times. (switch legs as needed)
2. Crab Walk down the hall 3 times or around the house.
3. Frog Hop around the house or 4 times down the hall.

Cool Down Routine

1. Sit, knees bent, feet together, butterfly stretch. Slowly push your knees down with your elbows.
2. Cross your legs, keep them straight, slowly reach for your toes and hold for 10 seconds. (switch and repeat)
3. Arm straight, reach in front, use the other arm to slowly pull in across your chest, count to 10. (both arms).

Fitness Activity Choices

Family Walk
Jog Around The House
Badminton
Family Hike
HIIT Workout (YouTube)
Cosmic Kids Yoga (YouTube)
Jump Rope
Cup Stacking
Bike Ride/ Scooter Ride
Beach Body for Kids(online)
Fit Boost Activity (online)
Hopscotch

Tag Game
Basketball Game
Frisbee
Yard Work
Walk The Dog
Soccer
Zumba Kids (online)
Build an Obstacle Course
Outdoor Scavenger Hunt
Playworks at Home(online)
Four Square

Dance Party
Croquet
Play Catch
Stack Wood
Go Noodle (online)
Wiffle Ball
Jogging
Build a Fort
Juggling
Bean Bag Toss Game
Wall Ball

Chalk Obstacle Course on the sidewalk

Make a target, throw at it overhand and underhand (move farther back and repeat)

One lucky
winner!

CATCH[®]
COORDINATED APPROACH TO CHILD HEALTH

Make your
own route!

Virtual 3k Family Fun Walk/Run

Take a
Picture!



Do it
Anytime!

WHEN:

May 30th or 31st, anytime and
anywhere you choose to
make your 3K route (1.86
miles)

Details:

- Wear your CATCH shirt if you have one.
- Pick a number & print a Race Bib (optional)
- Walk/run 3K with the family.
- Take a finished picture & send it to the contact below.

CONTACT:

Jennie Herbert

jherbert@femridge.k12.or.us

Billie Perrier

bperrier@femridge.k12.or.us

We thought that it would be fun to try and do something together as a community, while we are all apart.

We would love to see your family participate! All you have to do is walk/run a 3k on May 30th or 31st, and then send a picture to one of the emails listed. We will compile a Virtual 3K Video with the pictures and share it on Facebook.

We will enter each family that participates in a drawing for a free one year family pass to Willamalane Parks and Recreation. We will draw and post live after the 31st.

Need help with a route? Use one of these free apps: Map My Run or Footpath

Picture Deadline is May 31st 8:00pm, if you give permission to post on social media.

CATCH[®]

COORDINATED APPROACH TO CHILD HEALTH

We Finished the Virtual Family 3K Walk/Run



Together, we are better!

CATCH
COORDINATED APPROACH TO CHILD HEALTH

**Virtual 3K
Family Fun Walk/Run**

100

Together, we are better!

CATCH
COORDINATED APPROACH TO CHILD HEALTH

**Virtual 3K
Family Fun Walk/Run**

88

Together, we are better!