

FRSD Distance Learning: 1st Grade June 8 - 12



Hello FRSD K-5 families! As we move forward with our new distance learning format, we hope to partner with you to make this transition as smooth as possible. We know that this is a stressful time for our students and we want to be sensitive to their (and your) needs. As such, at this time distance learning at the K-5 level is being rolled out slowly, with all of our families being considered.

A paper packet will be available via the links below, each Monday which will include a weekly lesson plan as well as work from both our ELA and Math curricula. Alternately, packets will be available for pickup on Mondays at the school. Teachers will be reaching out to you at least once weekly regarding the progress of your student in their classwork. Also available to families are the online supplemental resources linked to via the COVID-19 link on the FRSD webpage under "Supplemental Learning". Please reach out to your teacher with any questions, concerns, or feedback going forward. If the school closure is extended beyond the current timeline, we will reassess our plans as needed. Thank you for your continued partnership in your child's education!



Contact Information:

1. Teachers will be available from 8:00-4:00 each day.
2. If you are unable to reach a teacher for some reason, leave a message or send an email and they will get back to you within 24 hrs.
3. Please know that many of our teachers will be using Google Voice- this number may look unfamiliar when they call you

Differentiation/Extension/Supports:



1. We understand that you may need to provide your child with extra support or extension activities during this time.
2. If you are unable to access the online Differentiation/Extension document online, please communicate with your child's teacher for more ideas



FRSD Meal Plan:

1. FRSD is providing free meals (sack lunch & breakfast) to **anyone** 18 years or younger at the following locations in our community:
2. **VES Parking Lot:** Drive through from 11:00-12:30
3. There are 13 bus routes for meal delivery with a few stops per route. The stops/routes are listed here.

4. If you cannot make it to one of these locations and need meals delivered to your house please contact your school office by 8:00 AM of the day you need them delivered and let us know how many kids need a meal, your address and a phone number where you can be reached.

Stay Informed:

Please remember to check the Fern Ridge School District webpage for updates.

<https://www.fernridge.k12.or.us/>



Tristen Burns tburns@fernridge.k12.or.us 541-952-2374

Kasey Cutsforth kcutsforth@fernridge.k12.or.us 541-995-0804


Deanna Greene dgreene@fernridge.k12.or.us 541-991-6364 (Please use Remind App)

Rochelle Orme rorme@fernridge.k12.or.us 458-201-3136


Elizabeth Skenzick eskenzick@fernridge.k12.or.us 541-972-3950 or text through ClassDojo

MY FUN YEAR IN FIRST!

NAME: _____



This Is Me In 1ST GRADE



My name is:

I am _____
years old.

Words to Describe Me:

♥♥ ALL ABOUT ME ♥♥

I AM

YEARS
OLD

I STAND

INCHES
TALL

I WEIGH

POUNDS

SHOE SIZE

MY FAVORITES

TOY: _____

COLOR: _____

ANIMAL: _____

FOOD: _____

SHOW: _____

MOVIE: _____

BOOK: _____

ACTIVITY: _____

PLACE: _____

SONG: _____


MY BEST FRIEND/S:

WHEN I GROW UP I WANT TO BE:

DATE: _____

This Is My First Grade

TEACHER



My teacher's name is:

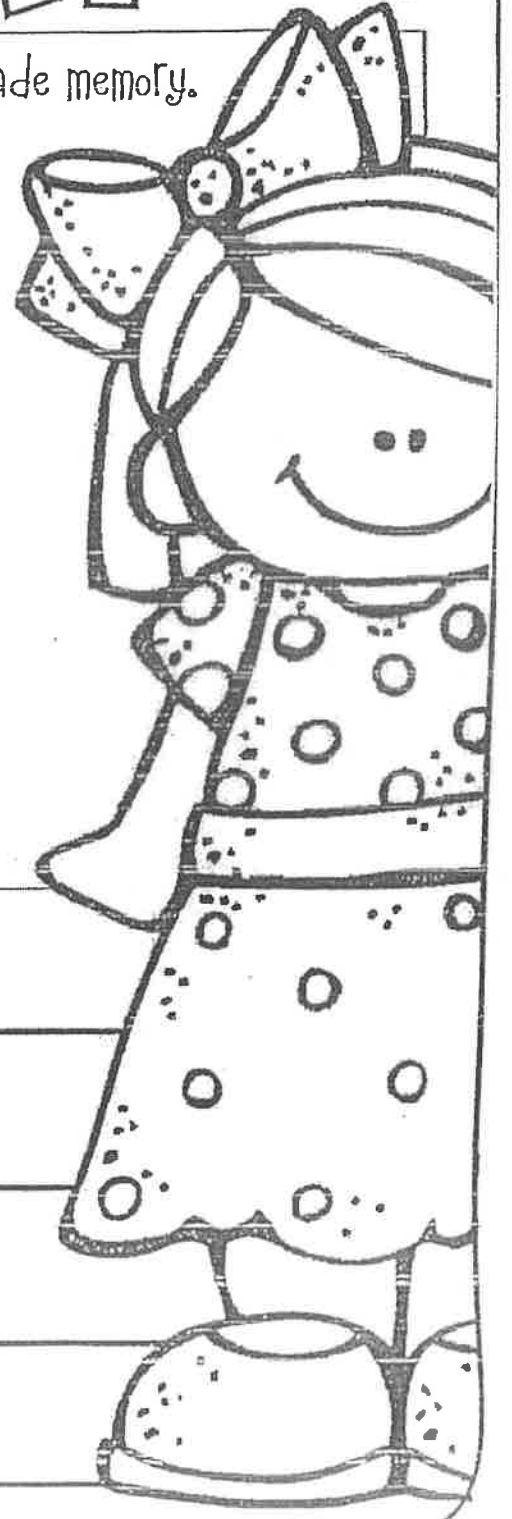
One thing I'll never forget
about my teacher is...

My teacher made me smile when...

Oh, What Marvelous


MEMORIES

Write and draw about your favorite 1st grade memory.

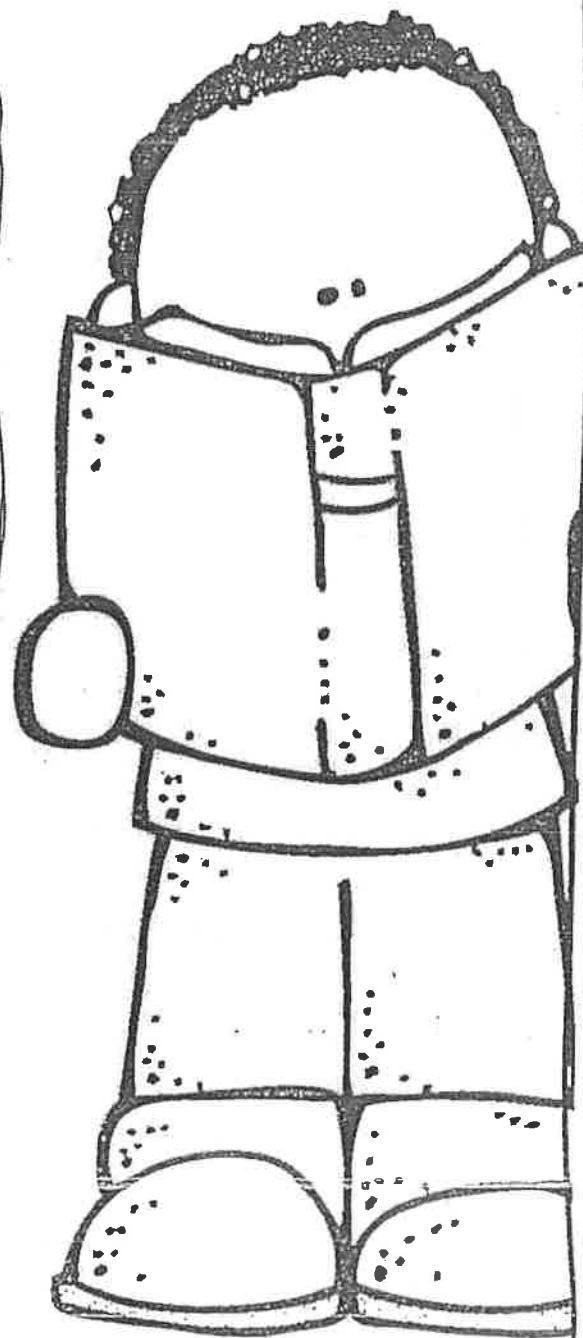


LOOK AT THIS BOOK!

Title: _____



I like this book because...





THEN & NOW

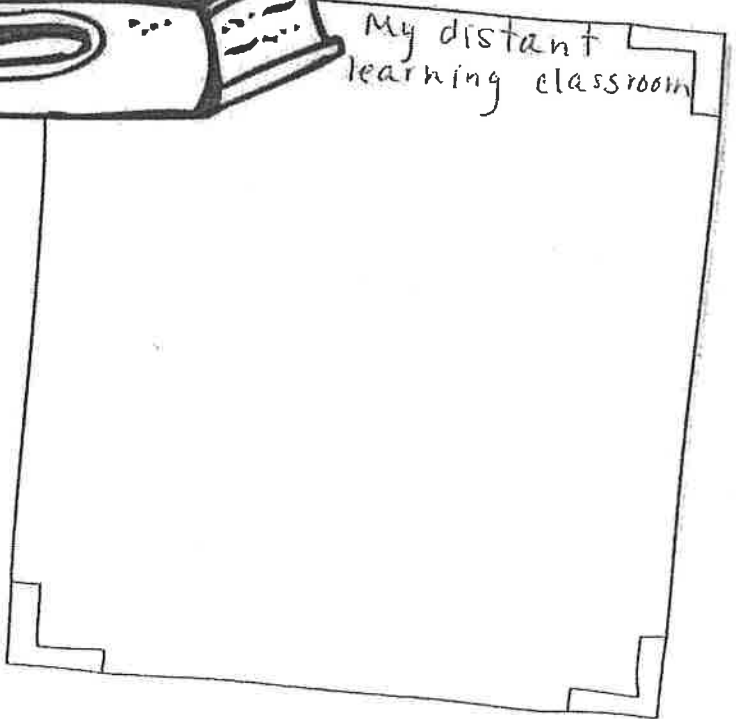
Me On the
First Day
of School

Me On the
Last Day
of School

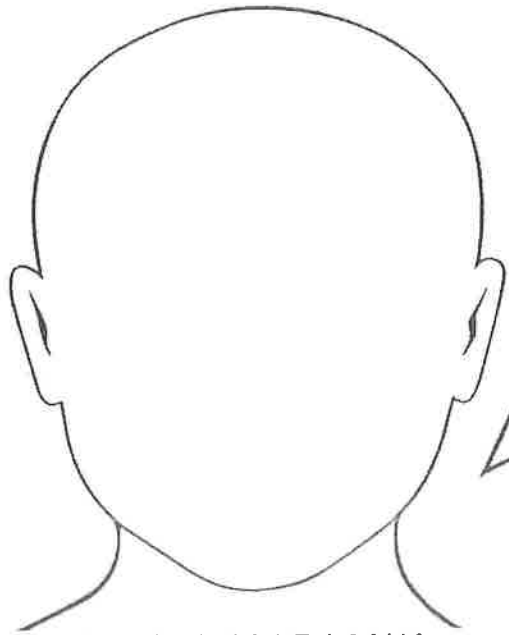
My First Grade CLASSROOM!







HOW I'M FEELING



HOW MY FACE LOOKS



WORDS TO DESCRIBE HOW I FEEL:

WHAT I HAVE LEARNED MOST FROM THIS EXPERIENCE:

I AM MOST THANKFUL FOR

THE 3 THINGS I AM MOST EXCITED TO DO WHEN THIS IS OVER:

1

2

3

YOU ARE NOT STUCK AT HOME,
YOU ARE SAFE AT HOME!



WHAT I AM DOING
TO KEEP BUSY:


OUR HANDPRINTS



PRINT THE HANDS OF ALL THE PEOPLE LIVING IN YOUR HOME
(IN DIFFERENT COLORS) AND PLACE YOUR HANDS HERE



P.E. Log



Field Day Activities

K-5

Here is a virtual field day for you and your family to participate in. The theme this year is "Minute to Win It". Each activity should be done for one minute or less. Remember to have FUN and be SAFE! These activities can be done in one day or spread out over several days. Repeat as many times as you want to.

Sock Toss- How many times can you toss the socks into the basket or bucket in one minute? We are underhand tossing (stepping with the opposite foot) the socks (rolled up & one at a time) into the target. After throwing the 5 socks, run and retrieve them to keep going for 1 minute. Keep track of how many you make into the target.

Kindergarten and First 6 feet
Second and Third 8 feet
Fourth and Fifth 10 feet



Sack Race- Hop into a pillow case and hop back and forth as many times as you can in one minute! This can be completed inside or outside. We are going to count laps, so every time you return to the starting point is one lap.



Kindergarten and First 6 feet
Second and Third 8 feet
Fourth and Fifth 10 feet

Water Bottle Flip- How many times can you flip the bottle to land right side up in a minute?



1 point



Penguin Walk- How many laps can you make walking like a penguin in a minute? Place a ball or balloon between your knees and go!

Kindergarten and First 6 feet
Second and Third 8 feet
Fourth and Fifth 10 feet



Milk Jug Carry- How many laps can you carry 2 milk jugs in a minute? Remember that a lap is counted when you return to the starting point. Fill 2 milk jugs with water and make sure the top is on tight! Hold onto the jugs, one in each hand, and see how many laps you can do.



Kindergarten - Second 5 yards
Third - Fifth 10 yards

Cookie Face- How fast can you get a cookie from your forehead to your mouth without using your hands? Place a cookie on your forehead. On the signal Go, try to move the cookie down your face and into your mouth without using your hands. Remember you only have one minute to attempt this challenge.



Stack It Up- How quickly can you stack pennies? Take the number of pennies slated for your grade and place them in a pile on a table. Using only one hand, stack the pennies in one stack.



K-1 20 **2-3 30** **4-5 40**

Kids Explore!

Nearby
Nature

Egg Critter Word Search




Can you find the words to the right that have to do with butterflies and frogs, critters that hatch out of eggs, in the puzzle below? Words can be vertical, horizontal, diagonal, backwards, or forwards.

S O B P I N S E C T E
I M U D D U T R A K G
L E T A W N A G T G A
A C T A D P O L E R S
S D E H E R L P R U M
Y N R I F G B Y P M Q
R L F R E T A W I Y P
H W L E A F A W L T O
C J Y H C O S F L K H
N A I B I H P M A L S
O F E N E C T A R P A

EGG
INSECT
CATERPILLAR
BUTTERFLY
CHRYSLIS
LEAF
NECTAR
TADPOLE
AMPHIBIAN
WATER
SWIM
POND
MUD
FROG
HOP



Kids Explore!



Make A Gnome Home or a Fairy House

Use natural and recycled materials to create a fanciful habitat for forest friends. You can bring the *outside in* when you can't go out in real life!

Materials



◆ A large shoe box or other similar-sized

box or container

◆ Pebbles, shells, dried flowers, grasses, ferns, moss, lichen, cones, nuts, small twigs, etc.

◆ Colorful glass gems, beads, ribbons, yarn, fabric scraps, pretty paper

◆ Craft glue or a glue gun (optional)

Adult help may be needed on steps with ⇨.

1. Gather a collection of interesting natural items that are small enough to fit in your container. Make sure

you don't take the last of something in nature or collect things in a place where it is not okay to take things home. If you can't go outside, check at home — most people have some pretty rocks or shells collected!

2. Now find some things in your recycling or trash, or other collections you have at home, to add to your building materials. Do you have leftover ribbons from holidays? Small pieces of wood? Colorful lids from milk cartons or jars? Scraps of fabric or pretty paper? A collection of marbles or glass gems?

3. Arrange your objects in your container. Try

creating a spiral out of pebbles or a nest of soft grasses and moss. Build mini-furniture out of sticks and stones and recyclables.

⇨ 4. Optional: Once you have arranged things, glue them down if you don't want them to move around. For heavier objects like rocks, you may need a glue gun or craft glue.

5. Invite gnomes and fairies in to play! Use little toys you have already, or make critters out of the materials you have collected.

6. Be sure to also try this outside in nature the next time you're on an outdoor adventure. Have fun!

Rainy Day Scavenger Hunt

Exploring outside is fun, even on rainy days! Use your eyes and ears to find the ten things on the list below. Check them off when you see or hear them.



- A tree you can use like an umbrella
- Something that catches water like a cup
- The sound of running water
- A huge puddle (good for stomping in!)
- Something that is shiny when it's wet
- A footprint in the mud
- Something that stays dry even in the rain
- A miniature river
- An animal with a fur coat that helps it stay dry
- Something that smells nice even when it's wet
- A rainbow (you'll need some sun for this one!)

Kids Explore!


Can You Help Us Find
the Whole Alphabet?



C

M

Y



We only need 23 more letters!

- 1) Go for a walk in your neighborhood.
- 2) Find as many letters as you can hidden in trees, flowers, bugs, stones, water, soil, fungi, or whatever else you discover in nature.
- 3) Take pictures of your finds.
- 4) Send copies (full quality) to Nearby Nature at info@nearbynature.org. Once we've collected the whole alphabet, we'll make a poster and send you a copy!

Kids Explore!



Critter Quest Scavenger Hunt

Ever wonder who's rustling in the reeds, wading in the water, or plopping in the pond? Below is a scavenger hunt featuring critters that live in or near water in our community. Look for but don't collect the things on this list next time you walk in a watery place. (See watery walk ideas on the other side of this page).

- Something a frog might like as a snack
- Something that can float but is not part of a plant (hint: you probably can't catch this one!)
- Something that flies when it's an adult but swims when it's young
- Something soft and light that helps keep ducks warm through the winter
- Something that a beaver might eat for dinner
- Something hard that is a home for something soft (hint: you could also find this at the beach)
- Something that every living thing needs to survive (hint: you can't put this in a paper bag!)

Possible answers: insects, duck, dragonfly, feather, green twigs, water snail shell, water

Nearby Nature, PO Box 3678, Eugene, OR 97403, nearbynature.org

Originally from Nearby Nature Explore Spring 2004

