

FRSD Distance Learning: 4th Grade June 8th-12th



Hello FRSD K-5 families! As we move forward with our new distance learning format, we hope to partner with you to make this transition as smooth as possible. We know that this is a stressful time for our students and we want to be sensitive to their (and your) needs. As such, at this time distance learning at the K-5 level is being rolled out slowly, with all of our families being considered.

A paper packet will be available via the links below, each Monday which will include a weekly lesson plan as well as work from both our ELA and Math curricula. Alternately, packets will be available for pickup on Mondays at the school. Teachers will be reaching out to you at least once weekly regarding the progress of your student in their classwork. Also available to families are the online supplemental resources linked to via the COVID-19 link on the FRSD webpage under "Supplemental Learning". Please reach out to your teacher with any questions, concerns, or feedback going forward. If the school closure is extended beyond the current timeline, we will reassess our plans as needed. Thank you for your continued partnership in your child's education!



Contact Information:

1. Teachers will be available from 8:00-2:30 each weekday.
2. If you are unable to reach a teacher for some reason, leave a message or send an email and they will get back to you within 24 hrs.
3. Please know that many of our teachers will be using Google Voice- this number may look unfamiliar when they call you



Differentiation/Extension/Supports:

1. We understand that you may need to provide your child with extra support or extension activities during this time.
2. If you are unable to access the online Differentiation/Extension document online, please communicate with your child's teacher for more ideas



FRSD Meal Plan:

1. FRSD is providing free meals (sack lunch & breakfast) to **anyone** 18 years or younger at the following locations in our community:
2. **VES Parking Lot:** Drive through from 11:00-12:30
3. There are 13 bus routes for meal delivery with a few stops per route. The stops/routes are [listed here](#).
4. If you cannot make it to one of these locations and need meals delivered to your house please contact your school office by 8:00 AM of the day you need them delivered and let us know how many kids need a meal, your address and a phone number where you can be reached.



Stay Informed:

Please remember to check the Fern Ridge School District webpage for updates.
<https://www.fernridge.k12.or.us/>

Mirka Chen: mchen@fernridge.k12.or.us 971-238-6108

Jahnie Cleveland: jcleland@fernridge.k12.or.us 541-325-6215

Amanda Johnson: ajohnson2@fernridge.k12.or.us 541-833-0701

Ruth Lewis: rlewis@fernridge.k12.or.us 541-913-5690

WEEKLY MESSAGE: This is the LAST WEEK of school! No need to turn in this packet. This week you will create a memory book to keep. We've included some choice boards to keep you busy all summer, as well! Keep reading daily and working in IXL to keep that mind sharp! We hope you have a wonderful summer! **With Love, Your 4th Grade Teachers**

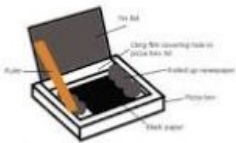
Monday - Day 1
6/8/2020

Please be sure to **turn in your Journeys and Library Books today!** Also, please turn in all packets this week.

Complete your memory book about 4th grade this week: Begin today with, "Let's Start With the Basics" and "People I want to keep in Touch With." Next, complete, "Top 5 Things About me This Year."

PE Read your virtual field day plan and share it with your family. Gather supplies and decide together if you want to do a station each day or all at once. Have fun!

***Extra:** It's getting hot outside! Harness the energy from the sun by making your own solar oven. Solar ovens are great for making food when you don't have electricity. Many kids like to take them camping. Try making nachos or s'mores! Use a box, aluminum foil and some plastic wrap or a bag for the window. Ask for adult help, or at least supervision, to cut a window in the box. Check out instructions here at science buddies: <https://www.sciencebuddies.org/stem-activities/solar-oven>



***Anything titled "Extra" is an option! It does not have to be completed!**

Tuesday - Day 2
6/9/2020

In your 4th Grade memory book, complete: "My Teacher" and "My Best Friends Were." Then, complete "Favorites", "New things I Learned About" and "My New Signature."

PE Follow your virtual field day plan.

***Extra:** A favorite activity for 4th graders at the end of the year is to go on a field trip to Oregon's Capitol Building in Salem. See how many things you remember that we learned about Oregon this year as you go on the tour. Take a virtual field trip here:

<https://360.visitingmedia.com/oregon-state-capitol-menu/>

***Extra:** Test out your solar oven if you made one yesterday. Are there ways you can improve it? See if you can cook something yummy in it. Check out these easy recipes to try at home, on a picnic or camping: <https://www.sunshineonmyshoulder.com/6-easy-recipes-for-kids/>

Wednesday- Day 3
6/10/2020

In your 4th Grade memory book, complete: "Ways I Changed This year," "My Favorite Field Trip" and "My Favorite Memory."

PE Follow your virtual field day plan.

***Extra:** CHECK OUT HIGHLIGHTS OF THE SPACEX ROCKET LAUNCH: Last week on May 30th, 2020, NASA launched the SpaceX DM-2 Rocket, transporting two astronauts known as the Dragon Crew to the international space station. Watch the launch here: <https://www.youtube.com/watch?v=5awljdoSgKw>

For those of you who want to see more highlights of the whole flight to the space station watch these longer videos Part 1 (About 30 minutes): https://www.youtube.com/watch?v=K_ljoAdYlco

Part 2 (about 44 minutes): <https://www.youtube.com/watch?v=qmOsmstAebq>



Thursday - Day 4
6/11/2020

In your 4th Grade memory book, complete: "My Favorite Accomplishment" and "Nightmare Material"

PE Follow your virtual field day plan.

***Extra:** Design your own space suit! Think of the important features to keep an astronaut comfortable and capable of working in space. Brainstorm about your ideas. Make a rough draft of a picture and label the features of your suit. Write a paragraph or two about it.

Get inspired with this video about the SpaceX Space Suits: <https://hypebeast.com/2020/6/spacex-dragon-space-suits-introduction-video>



***Extra:** Check out your June Choice Board. Have fun choosing a project this week. Circle 3 other projects that you would like to work on this month. Notice that tomorrow is Hot Air Balloon Day.

Friday - Day 5
6/12/2020

Carefully take your memory book pages out and fold them in 1/2, the hamburger way. Put the pages together to make a book. Color your 4th grade poem page. Color and decorate your book. After you are done admiring it, keep it in a special place like a memory box or file.

Congratulations! You made it through 4th grade! We had some great times together! Have a supercalifragilistic-expialidocious summer!!!!

PE Follow your virtual field day plan.

Today at 2:30, Veneta Elementary staff will start their final caravan through the Veneta neighborhoods.

***Extra:** Finish your space suit design from yesterday and write a final draft of your description. Share with your family. Take a picture and share it with your teacher.

***Extra:** Today is Hot Air Balloon Day! That must be because you are "taking off" for the summer! See the activity for today on your June Choice Board.



Fun

K-5

Field Day Activities

Here is a virtual field day for you and your family to participate in. The theme this year is "Minute to Win It". Each activity should be done for one minute or less. Remember to have FUN and be SAFE! These activities can be done in one day or spread out over several days. Repeat as many times as you want to.


Sock Toss- How many times can you toss the socks into the basket or bucket in one minute? We are underhand tossing (stepping with the opposite foot) the socks (rolled up & one at a time) into the target. After throwing the 5 socks, run and retrieve them to keep going for 1 minute. Keep track of how many you make into the target.

Kindergarten and First 6 feet
Second and Third 8 feet
Fourth and Fifth 10 feet



Sack Race- Hop into a pillow case and hop back and forth as many times as you can in one minute! This can be completed inside or outside. We are going to count laps, so every time you return to the starting point is one lap.

Kindergarten and First 6 feet
Second and Third 8 feet
Fourth and Fifth 10 feet



Cookie Face- How fast can you get a cookie from your forehead to your mouth without using your hands? Place a cookie on your forehead. On the signal Go, try to move the cookie down your face and into your mouth without using your hands. Remember you only have one minute to attempt this challenge.



Stack It Up- How quickly can you stack pennies? Take the number of pennies slated for your grade and place them in a pile on a table. Using only one hand, stack the pennies in one stack.

K-1 20 **2-3 30** **4-5 40**



Water Bottle Flip- How many times can you flip the bottle to land right side up in a minute?

1 point



no point



Penguin Walk- How many laps can you make walking like a penguin in a minute? Place a ball or balloon between your knees and go!



Kindergarten and First 6 feet
Second and Third 8 feet
Fourth and Fifth 10 feet

Milk Jug Carry- How many laps can you carry 2 milk jugs in a minute? Remember that a lap is counted when you return to the starting point. Fill 2 milk jugs with water and make sure the top is on tight! Hold onto the jugs, one in each hand, and see how many laps you can do.



Kindergarten - Second 5 yards
Third - Fifth 10 yards



JUNE CHOICE BOARD

YOGA DAY

June 21st is International Yoga Day. Research the exercise of yoga and create a foldable on it, explaining the origin of yoga, the benefits of yoga, some of the key yoga moves, and any other key points. Include pictures & graphics.

WHAT'S THE QUESTION

The answer to a math question is 38. What is the question? Create a grade-level appropriate math story or word problem where 38 would be the answer. Include pictures & graphics, and how to solve the problem. Be creative!

HELEN KELLER

Helen Keller was born on June 27th. She accomplished much in her life even though she was both deaf and blind. Research her life and create a project on it. Include her childhood and adulthood, the main events of her life, and what she is remembered for.

FRAYER MODEL

Choose 4 vocabulary words that you are currently studying in class or have recently studied. Create a Frayer model on each word. Include: definition in your own words, facts/characteristics, examples, and nonexamples

PAUL BUNYAN

June 28th is Paul Bunyan Day. Research the tall tale of Paul Bunyan, his life and special feats, and create a Fakebook profile for him. Include several pictures of him, groups he belongs to, likes, friends, and several statuses.

EAT YOUR VEGETABLES

June 17th is Eat Your Vegetables Day. Research why eating vegetables is important and create a project persuading others to eat vegetables. Be specific in your reasons. Include key vocabulary words and pictures & graphics. Be creative!

HOT AIR BALLOON

June 5th is Hot Air Balloon Day. Write a creative story about going on a hot air balloon ride. Where all the places you go? Where does the hot air balloon land? What kinds of adventures do you have? Who do you meet? Include the important elements of a story.

BALD EAGLE

June 20th is National Bald Eagle Day. Research the bald eagle and create a project on what you learned. Include the important things to know, interesting facts, and what makes bald eagles special. Include pictures & graphics. Be creative!

LOG CABINS

June 25th is Log Cabin Day. Research what log cabins were like many years ago and create a project on it. How were they built? What did they look like inside? How did families live inside them? What about electricity and plumbing? Be creative!

D-DAY

June 6th is D-Day. Research the D-Day and its history and create a project on what you learned. Include the important things to know, interesting facts, and what made that day such an important day in history. Include pictures & graphics. Be creative!

DESIGNER

Choose a topic you are currently studying in class or have recently studied. You get to be the designer and design and create your own project that shows that you truly know and understand this topic. Be creative. Include key vocabulary words.

DOUGHNUTS

National Doughnut Day is the first Friday in June. Research the story behind the invention of the doughnut and create a project on it, teaching the story to other students. Who invented it? Why did they invent it? Were they as popular as it is today? Include pictures & graphics in your project.



JULY CHOICE BOARD

COMPUTER PROJECT

Choose a topic you are currently studying in class. Create a computer project on that topic. Include pictures & graphics, key vocabulary words, and real world connections. Include important things to know and explanations if needed to truly show what you know. Be sure to plan it out beforehand.

WHAT'S THE QUESTION

The answer to a math question is 215. What is the question? Create a grade-level appropriate math story or word problem where 215 would be the answer. Include pictures & graphics, and how to solve the problem. Be creative!

VIDEO GAMES

July 8th is Video Games Day. Research what the first video games were like and create a project on it. How did you play them? What were some of the popular games? How have video games changed throughout the years? Be creative!

SHARKS

July 14th is Shark Awareness Day. Research the shark and create a project on what you learned. Include the important things to know, interesting facts, and what makes sharks special. Are all sharks dangerous? Include pictures & graphics. Be creative!

MAP IT UP

Choose 5 vocabulary words that you are currently studying in class or have recently studied. For each word, create a brainstorming map, telling all about the word. Include: adjectives, descriptions, real world examples, and connections.

INDEPENDENCE DAY

Independence Day is the 4th of July. Research the history behind Independence Day and create a project on it, teaching the story to other students. Why do we celebrate it? How do people celebrate it? Why is this holiday important? What is the history behind this day? Include pictures & graphics in your project.

RAP OR SONG

Choose a topic you are currently studying in class. Create a rap or song on the topic, explaining the most important things about the topic and why it's important to know. Include key vocabulary words.

HOT DOGS

July is National Hot Dog Month. Research the story behind the invention of the hot dog and create a project on it, teaching the story to other students. Who invented it? Why did they invent it? Were they as popular as they are today? Include pictures & graphics in your project.

AMELIA EARHART

July 24th is Amelia Earhart Day. Amelia Earhart was a famous aviator. Research her life and create a comic strip on it. Include when and where she lived, the main events of her life, and what she is remembered for.

TEACH IT

One of your peers is struggling with what you've been learning in class lately (you choose the topic). Your teacher would like your help. Can you think of some techniques, strategies, and activities to help this student? Focus on only one or two objectives.

FRIDA KAHLO

Friday Kahlo was born on July 6th. Research Frida Kahlo and her life story and create a Facebook profile for her. Include several pictures of her, groups she belongs to, likes, friends, and several statuses.

SNAKES

July 16th is World Snake Day. Research the snake and create a project on what you learned. Include the important things to know, interesting facts, and what makes snakes special. Are all snakes dangerous? Include pictures & graphics. Be creative!



AUGUST CHOICE BOARD

WHAT'S THE QUESTION

The answer to a math question is 12. What is the question? Create a grade-level appropriate math story or word problem where 12 would be the answer. Include pictures & graphics, and how to solve the problem. Be creative!

FRIENDSHIP POSTER

August 1st is International Friendship Day. Create a poster explaining what it means to be a good friend. Give specific real world examples. Include pictures & graphics.

RAP OR SONG

Choose a topic you are currently studying in class. Create a rap or song on the topic, explaining the most important things about the topic and why it's important to know. Include key vocabulary words.

TRADING PLACES

Have you ever thought "If I was the teacher...?" If you could trade places with your teacher for a day, what would happen? Write a creative story where you trade places with your teacher. Be creative!

CROSSWORD PUZZLE

Choose a topic you are currently studying in class or have studied recently. Create a crossword puzzle with the important vocabulary words. Include detailed clues for each vocabulary word.

BEST BOOK EVER

August 9th is Book Lover's Day. What is the BEST book you ever read? Create a project persuading others to read this book. Include the important parts and tell all about the book but don't give away the ending! Include pictures & graphics.

LIGHTHOUSE DAY

August 7th is National Lighthouse Day. Research lighthouses and design a project showing what you learned. Why are lighthouses important? What are some famous lighthouses? Be creative. Include key vocabulary words and pictures & graphics.

SPORTS DAY

August 29th is National Sports Day. Choose a sport you don't know much about and research that sport. Create a foldable on, explaining what the goal in the sport is, the rules of the sport, how you score points, famous players, and any other key points. Include pictures & graphics.

US COAST GUARD

August 4th is U.S. Coast Guard Day. Research the U.S. Coast Guard and create a project showing what you learned. What does the Coast Guard do? Why do we need the Coast Guard? Be creative. Include key vocabulary words and pictures & graphics.

CHOCOLATE CHIP COOKIE

August 4th is National Chocolate Chip Cookie Day. Research the story behind the invention of the chocolate chip cookie and create a project on it, teaching the story to other students. Who invented it? Why did they invent it? Was it as popular as it is today? Include pictures & graphics in your project.

GAME

Choose a topic you are currently studying in class. Create a game on the topic. Include the game rules, at least 20 question cards, and an answer key. Include pictures and graphics and key vocabulary words. Be creative!


TOOTH FAIRY

August 22nd is National Tooth Fairy Day. Create a Fakebook profile for the tooth fairy. Include a picture of the tooth fairy, groups he/she belongs to, likes, friends, and several statuses.

Let's start with the basics...

**PEOPLE I WANT TO
KEEP IN TOUCH WITH:**

Name: _____
Age: _____
School: _____
Grade: _____
School Year: _____
City: _____
Mascot: _____





**Top 5 Things
about this year**



My Teacher

My teacher's name is:

The thing I will remember most
about my teachers is:

**This year my best
friends were...**

MY FAVORITES

Subject _____

Part of School Day _____

School Event _____

Food _____

Color _____

Movie _____

Song _____

TV Show _____

Store _____

New things I learned
about this year...

My new signature for this year:

X _____

ways i CHANGED this year...

1

2

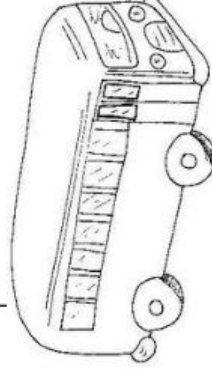
3

4

5

My Favorite Field Trip was...

What I loved most was...



My Favorite Memory
from this year is...

A large rectangular area defined by a dotted line, intended for writing a favorite memory from the year.

Nightmare Material

Hardest test:

Most embarrassing moment:




One thing I would
do differently...

My greatest accomplishment

this year was...

**BEST BOOKS I READ
THIS YEAR**



Farewell, School Year

by Kathleen Amari

As another year winds down,
Let's remember the time we had.
We can smile about the good moments,

And learn from the bad.

Take these memories with us,

And the friendships that we made.

Treasures for a lifetime,

In our minds they'll be replayed.

I wish you the best of luck next school year!

GOODBYE

GOODBYE