

FRSD Distance Learning: Kindergarten June 8th- June 12th



Hello FRSD K-5 families! As we move forward with our new distance learning format, we hope to partner with you to make this transition as smooth as possible. We know that this is a stressful time for our students and we want to be sensitive to their (and your) needs. As such, at this time distance learning at the K-5 level is being rolled out slowly, with all of our families being considered.

A paper packet will be available via the links below, each Monday which will include a weekly lesson plan as well as work from both our ELA and Math curricula. Alternately, packets will be available for pickup on Mondays at the school. Teachers will be reaching out to you at least once weekly regarding the progress of your student in their classwork. Also available to families are the online supplemental resources linked to via the COVID-19 link on the FRSD webpage under "Supplemental Learning". Please reach out to your teacher with any questions, concerns, or feedback going forward. If the school closure is extended beyond the current timeline, we will reassess our plans as needed. Thank you for your continued partnership in your child's education!



Contact Information:

1. Teachers will be available from 8:00-2:30 each day.
2. If you are unable to reach a teacher for some reason, leave a message or send an email and they will get back to you within 24 hrs.
3. Please know that many of our teachers will be using Google Voice- this number may look unfamiliar when they call you

Differentiation/Extension/Supports:



1. We understand that you may need to provide your child with extra support or extension activities during this time.
2. If you are unable to access the online Differentiation/Extension document online, please communicate with your child's teacher for more ideas



FRSD Meal Plan:

1. FRSD is providing free meals (sack lunch & breakfast) to **anyone** 18 years or younger at the following locations in our community:
2. **VES Parking Lot:** Drive through from 11:00-12:30
3. There are 13 bus routes for meal delivery with a few stops per route. The stops/routes are listed here.
4. If you cannot make it to one of these locations and need meals delivered to your house please contact your school office by 8:00 AM of the day you need them delivered and let us know how many kids need a meal, your address and a phone number where you can be reached.



Stay Informed:

Please remember to check the Fern Ridge School District webpage for updates.
<https://www.fernridge.k12.or.us/>

Emily Bliven ebhoven@fernridge.k12.or.us 971-267-2428

Gretta Connolly gconnolly@fernridge.k12.or.us 541-632-4389

Paris Hood phood@fernridge.k12.or.us 458-205-5955

Ann Oxenford aoksenford@fernridge.k12.or.us 458-201-4401

Reine Peirce rpeirce@fernridge.k12.or.us 541-972-3296

WEEKLY MESSAGE from grade level teams: Happy last week of Kindergarten! We are so proud of you all and hope you have a great summer! (These packets do not need to be turned in.)

Monday	Tuesday	Wednesday	Thursday	Friday
Assignments	Assignments	Assignments	Assignments	Assignments
<p>Math: Do the "Summer Connect the Dots Worksheet". (p. 1)</p> <p>Reading: Decode the secret message! (p. 2)</p> <p>Extra: Read 10 minutes for the Sluggo Challenge!</p> <p>Writing: Work on the Top Five Moments writing page. (p.15)</p> <p>PE: Pick a field day activity! (p.19)</p> <p>Extra: Write a letter to a friend</p> <p>*Writing paper included on page 17 &18</p>	<p>Math: Build a cube! Use the lesson 3 problem set. (p. 3)</p> <p>Reading: Do the ABC dot to dot and color the picture. (p. 5)</p> <p>Extra: Read 10 minutes for the Sluggo Challenge!</p> <p>Writing: Work on the Top Five Moments writing page.</p> <p>PE: Pick a field day activity!</p> <p>Extra: Take a nature walk. What can you see? smell? hear?</p>	<p>Math: Do the color by number subtraction page and color the picture. (p. 4)</p> <p>Reading: Do the "Number Word Search". (p. 6)</p> <p>Extra: Read 10 minutes for the Sluggo Challenge!</p> <p>Writing: Work on the top Five Moments or the Summer Plans writing page. (p.16)</p> <p>PE: Pick a field day activity!</p> <p>Extra: Learn how to do a cartwheel!</p>	<p>Math: Build a cylinder! Use the lesson 3 problem set. (p. 7)</p> <p>Reading: Use the BINGO boards to play sight word BINGO. (p. 8-11)</p> <p>Extra: Read 10 minutes for the Sluggo Challenge!</p> <p>Writing: Work on the Summer Plans writing page.</p> <p>PE: Pick a field day activity!</p> <p>Extra: Invent a new game and teach it to your family</p>	<p>Math: Do the color by number addition page (p. 12) AND/OR the spiderman connect the dots page (p. 13)</p> <p>Reading: Do the "On the Last Day of Kindergarten" page. (p. 14)</p> <p>Extra: Read 10 minutes for the Sluggo Challenge!</p> <p>Writing: Work on the Summer Plans writing page.</p> <p>PE: Pick a field day activity!</p> <p>Extra: Have a great summer!</p>

June 8, 2020

Dear Kindergarten Families,

Happy graduation to our Kindergarteners! We want to thank each child for all the love, the memories, and the learning that we have shared this year. Although our time together was cut short, we still have built important connections and relationships and we look forward to seeing all of you in the near future.

All of us would like to say thank you for your support, efforts, and strength through all of this. We do realize how difficult it has been since COVID-19 shut down our schools; but if we all continue to do our part, we will get where we need to be. We also want to thank all of you who have worked so hard to get those packets done and turned in, we know it was tough at times, but we appreciate your commitment to your child's education!


Now that the school year is done our suggestions for you as summer approaches are to read to your child, have your child read to you, but most importantly READ, READ, READ! Practice your ABC's, write your numbers, create equations, write letters to your friends or teachers (we love them), run outside, and keep your imagination going! Summer break is only a few months long but it is still very important to maintain the academic skills your child has learned this year! Summer is also a great opportunity to learn new things and practice skills your child has not yet mastered.

We are all in this together and together we are strong! So keep practicing academics, play outside, and spend time together! We hope you all have a wonderful summer and we look forward to school in the fall, whatever that looks like!

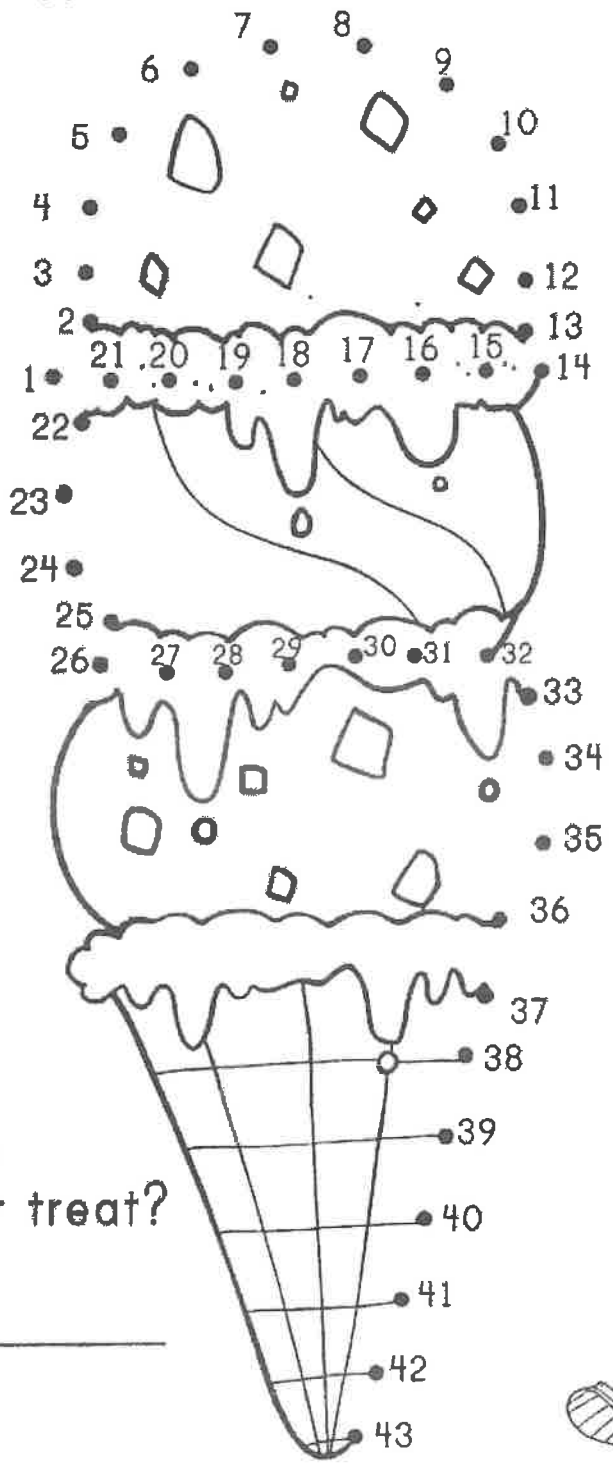
Sincerely,

FRSD Kindergarten Team

Ms. Bliven, Mrs. Connolly, Mrs. Peirce, Ms. Hood, & Mrs. Oxenford



Name _____



What is this cold summer treat?



Use the code to read the secret message!

CODE:

A	B	C	D	E	F	G	H	I	J	K	L	M	N	O	P	Q	R	S	T	U	V	W	X	Y	Z
1	2	3	4	5	6	7	8	9	10	11	12	13	14	15	16	17	18	19	20	21	22	23	24	25	29

_ _ _ _ _
 8 1 16 16 25 12 1 19 20 23 5 5 11 15 6

!

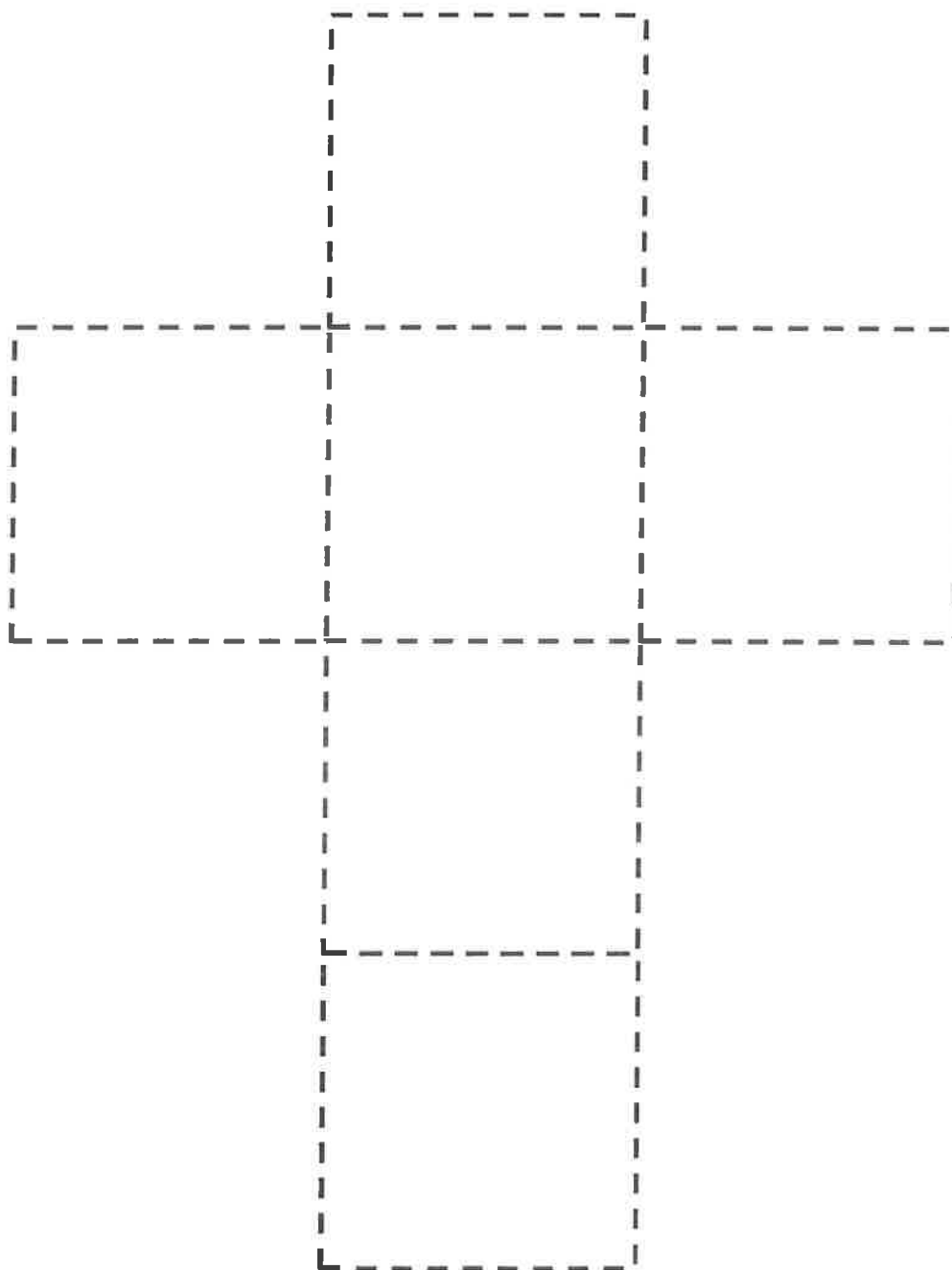
_ _ _ _ _
 11 9 14 4 5 18 7 1 18 20 5 14

_ _ _ _ _
 23 5 8 15 16 5 25 15 21 8 1 22 5

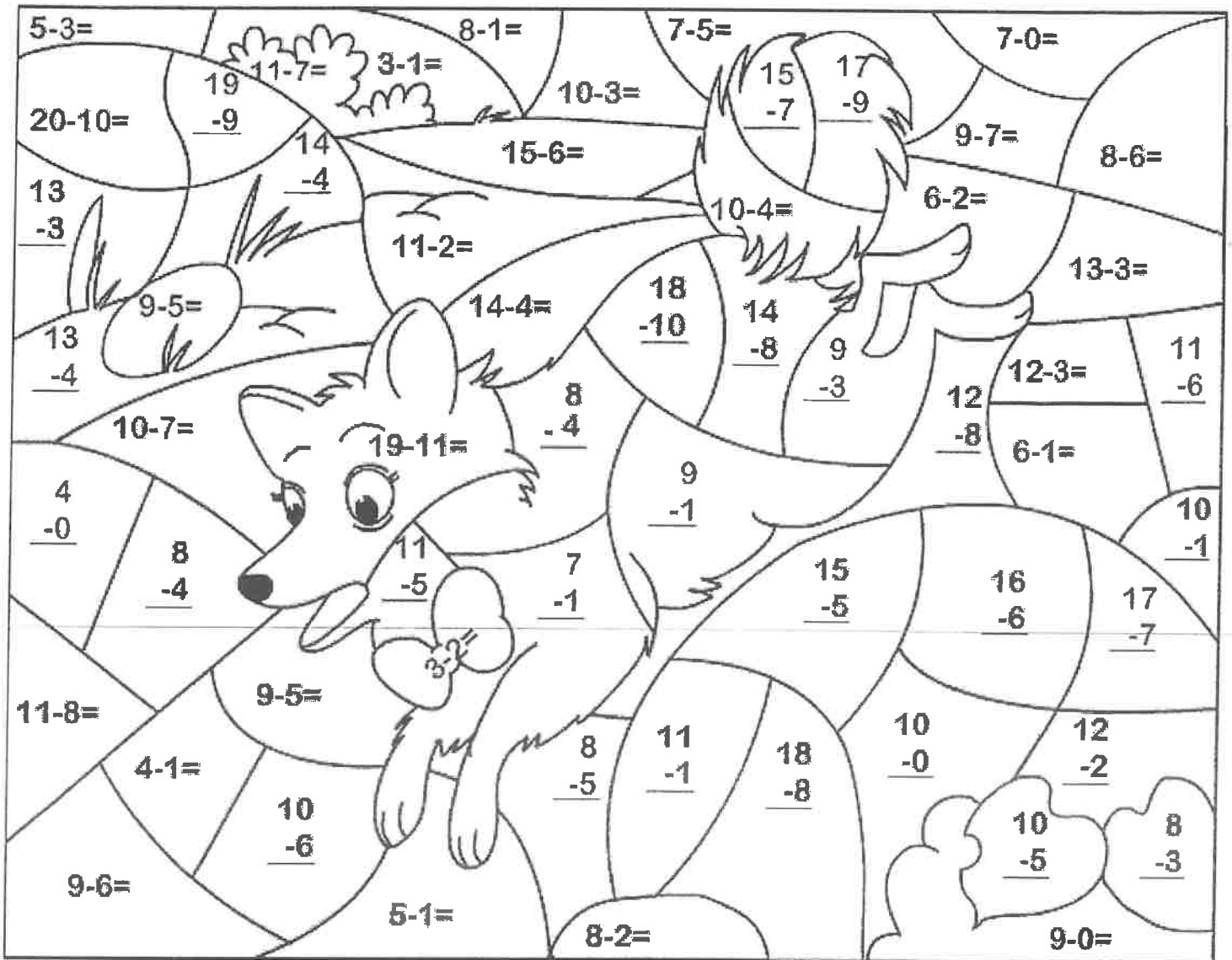
!

_ _ _ _ _
 1 7 18 5 1 20 19 21 13 13 5 18

Trace the squares. Cut out the shape. Fold and tape to create a cube.



Subtract the given numbers and color the picture.



green 5,9

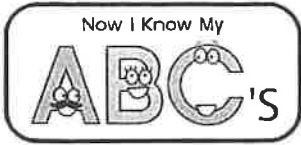
yellow 4,3

pink 1

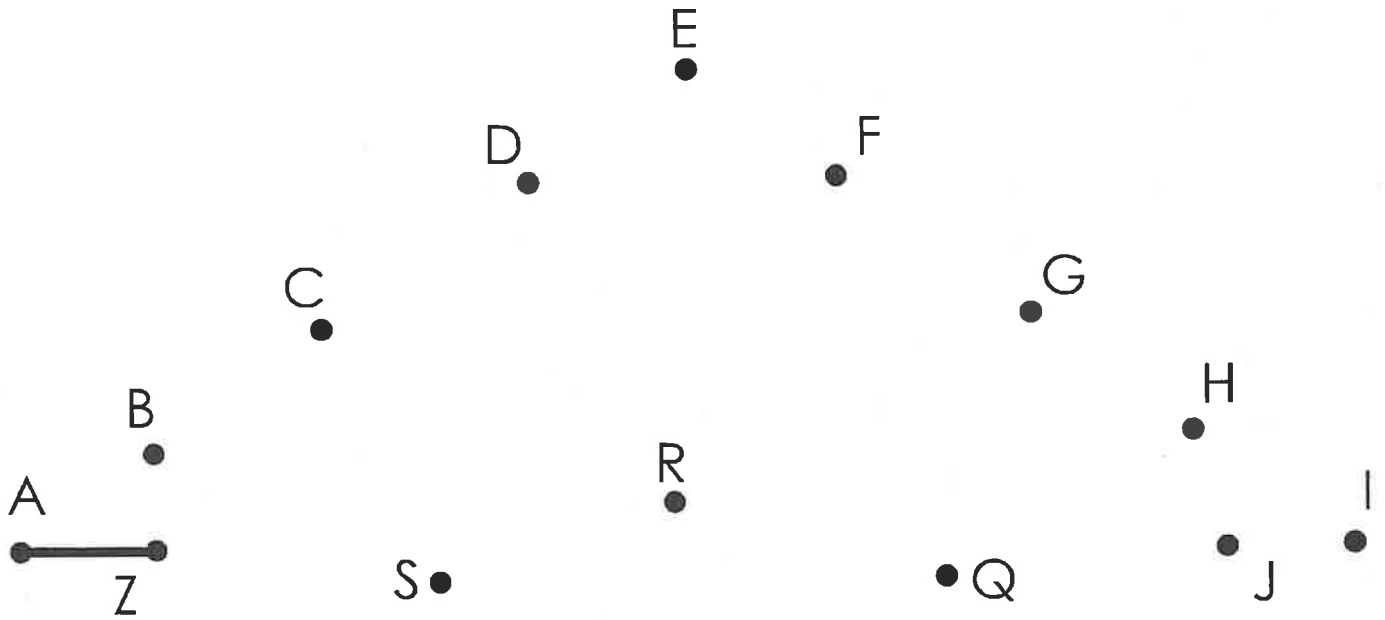
blue 2,7

gray 6,8

brown 10



Connect the dots then color in the hidden picture!
Connect the dots from A to Z in alphabetical order.



Name: _____ Date: _____

Number Word Search

Write the correct number next to each word in the list, then circle the number.
The answers can go across or down.

D T H R E E C

J W L P Q A A

U O V S I X F

M K G H B D I

F O U R J Y V

L E Z P O N E

1

ONE

FOUR

TWO

FIVE

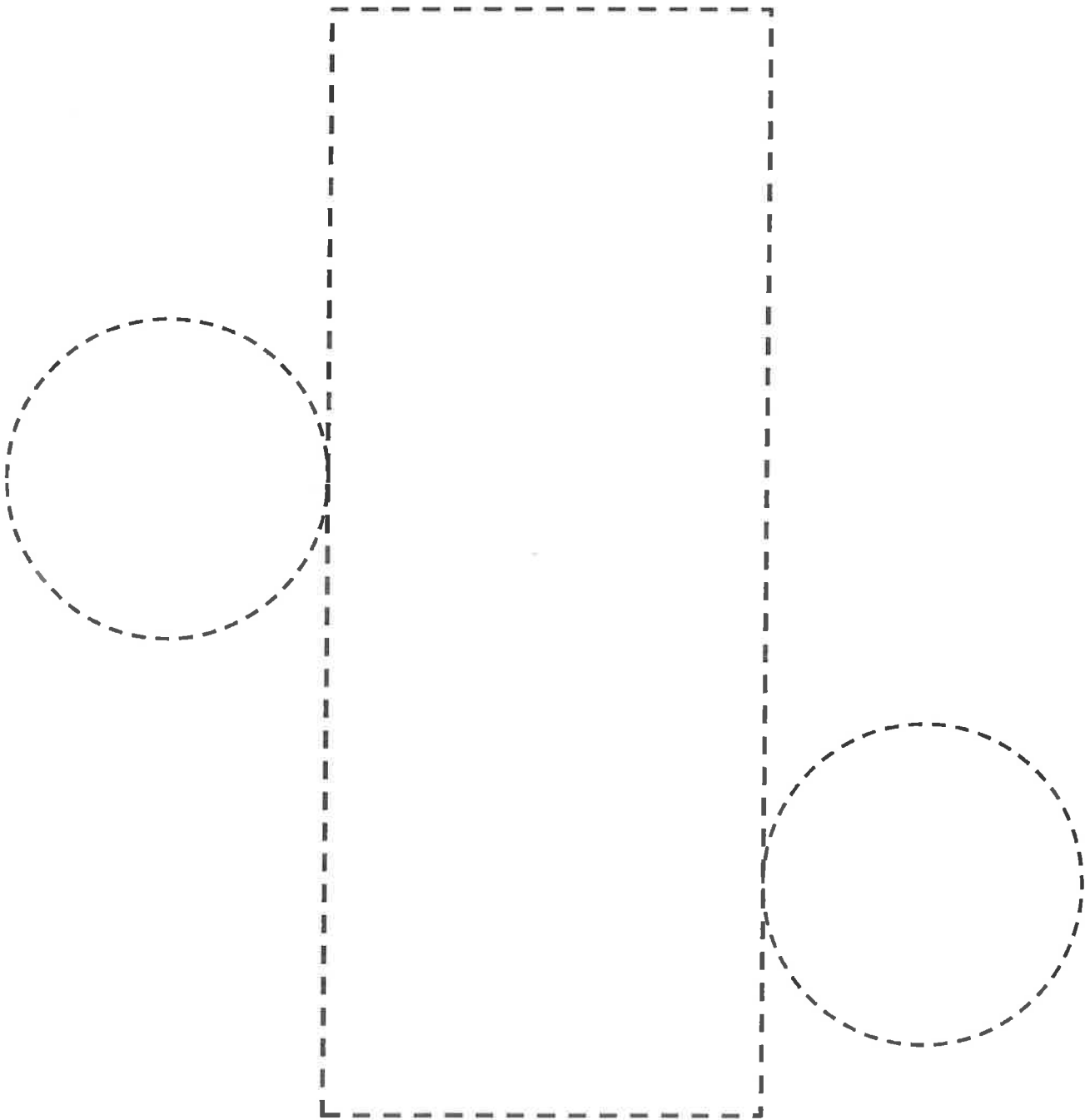
THREE

SIX


Name _____


Date _____


Trace the circles and rectangle. Cut out the shape. Fold and tape to create a cylinder.



B	I	N	G	O
come	said	he	or	to
be	me	look	my	us
we	get	★	go	you
was	have	the	in	it
and	with	a	like	she

B	I	N	G	O
we	good	my	if	with
so	go	he	the	am
in	she		me	like
you	look	or	his	get
to	said	us	and	yes

B	I	N	G	O
ate	for	his	look	be
she	us	I	and	or
in	said		me	go
if	have	good	was	the
we	ate	he	this	like

B	I	N	G	O
ate	he	and	go	look
is	with	so	or	be
if	it		the	me
can	for	said	a	us
come	will	we	good	his

Name _____

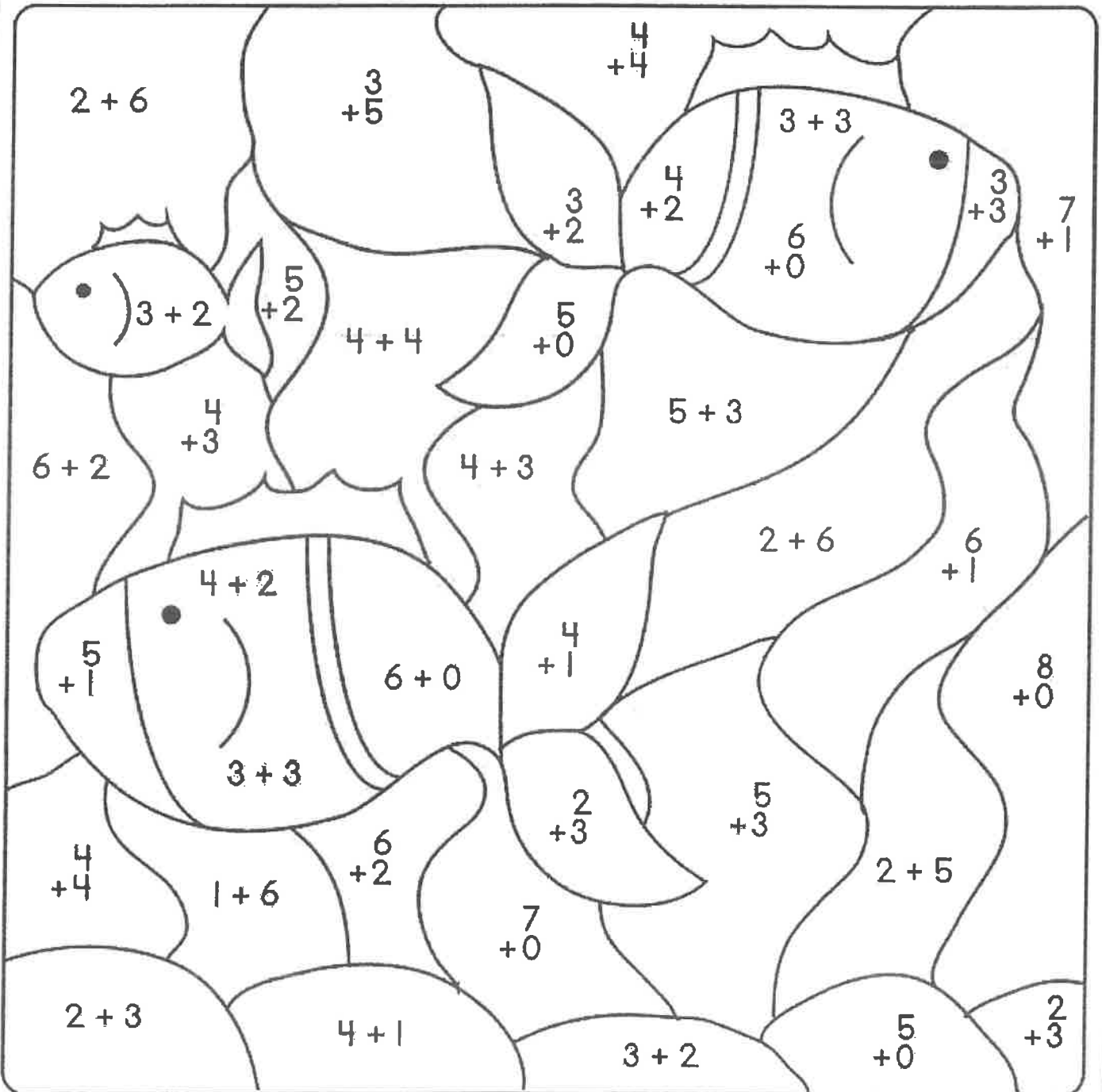
Answer the equations and color them in using the code.

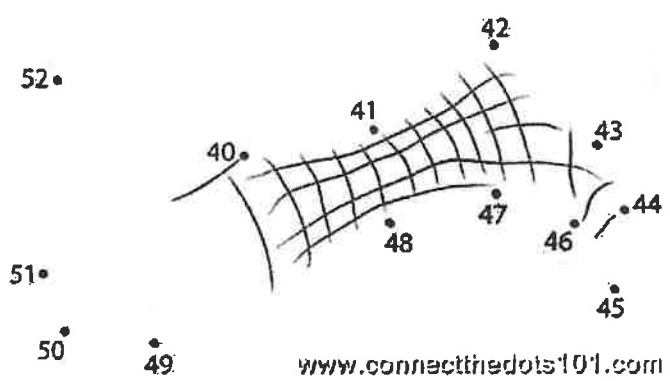
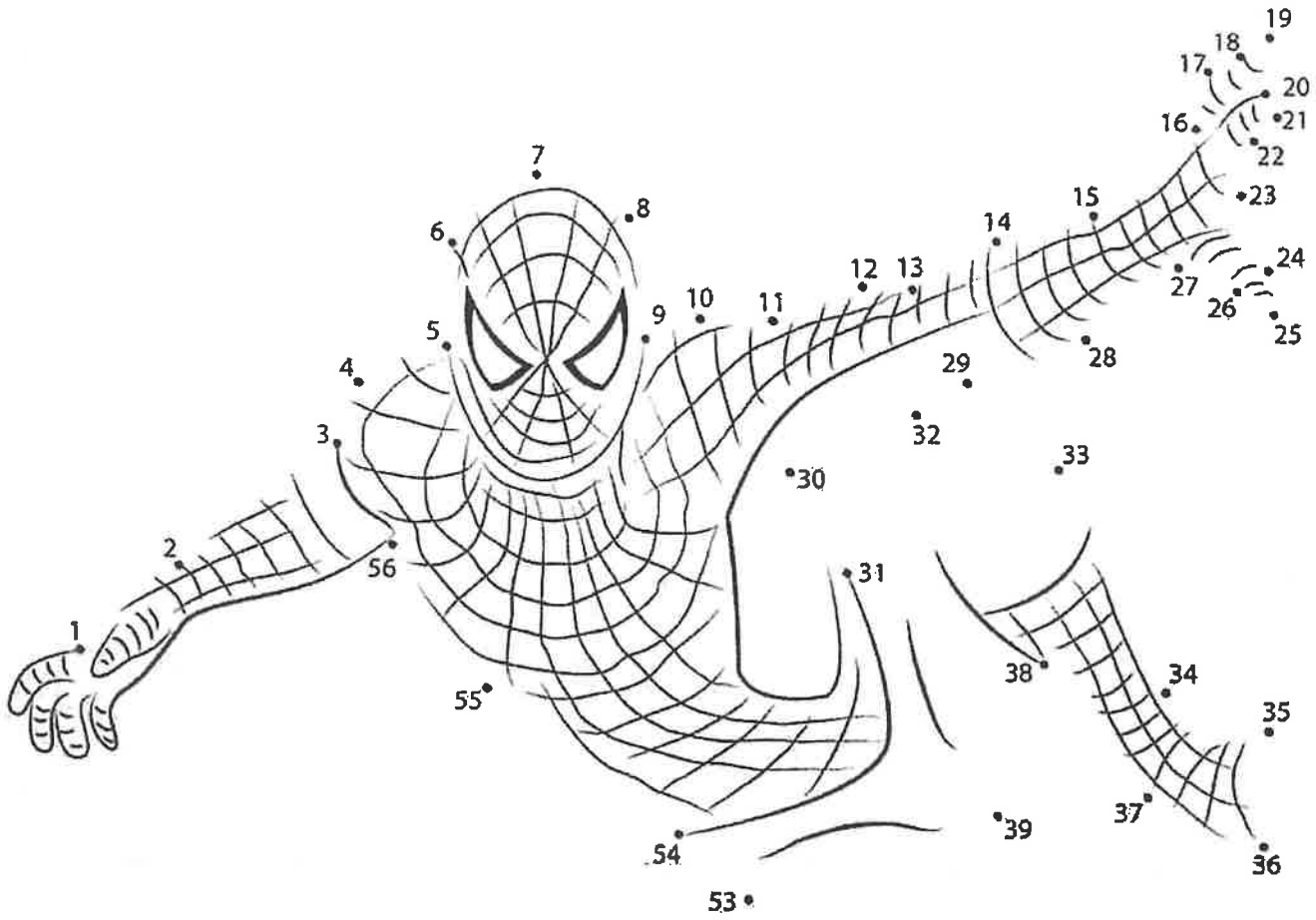
brown - 5

orange - 6

green - 7

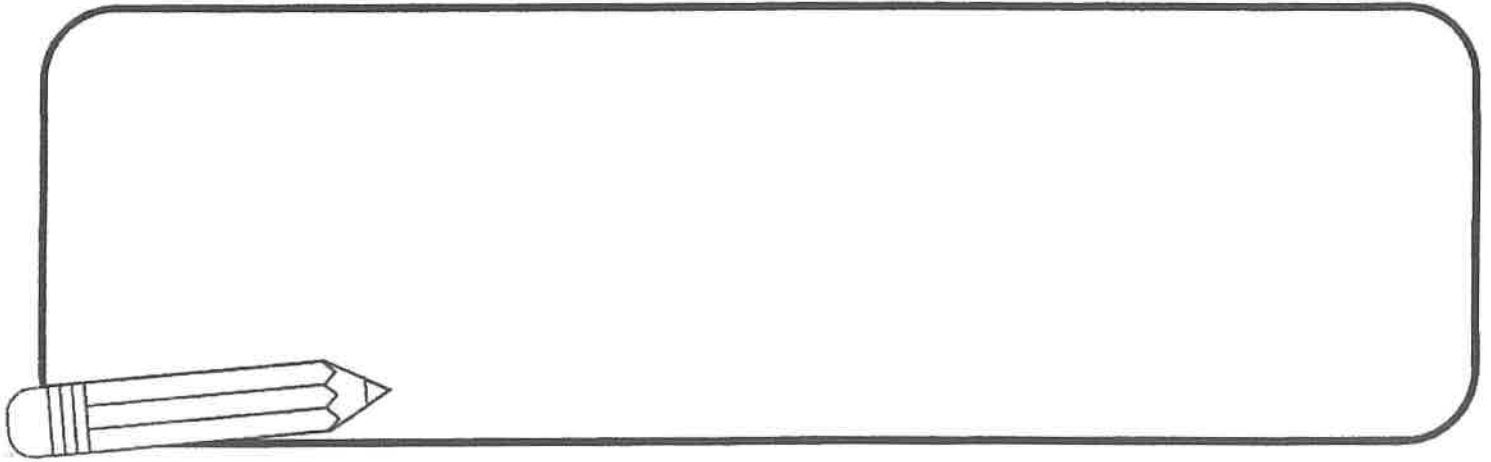
blue - 8






On the Last Day of Kindergarten

This is how I wrote my name.


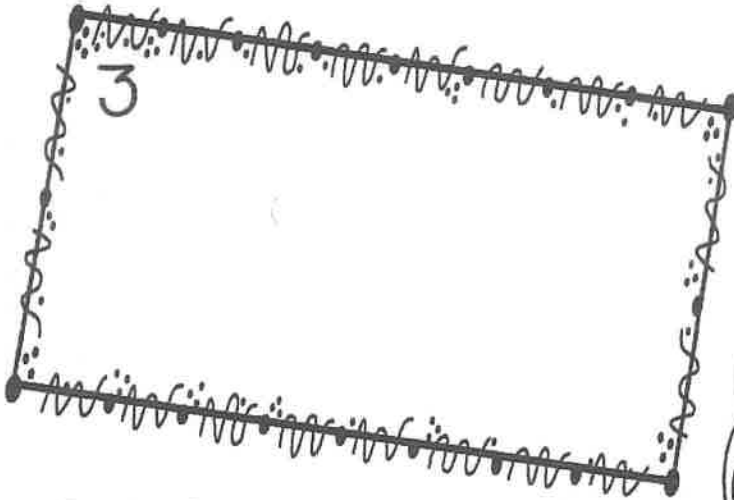
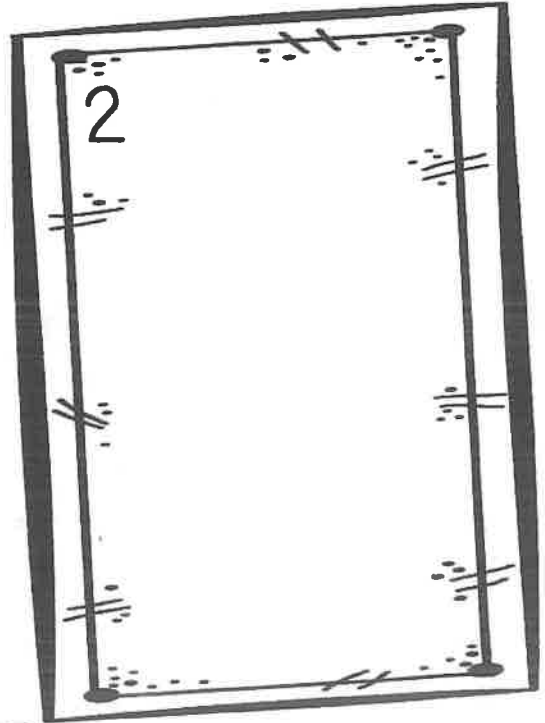
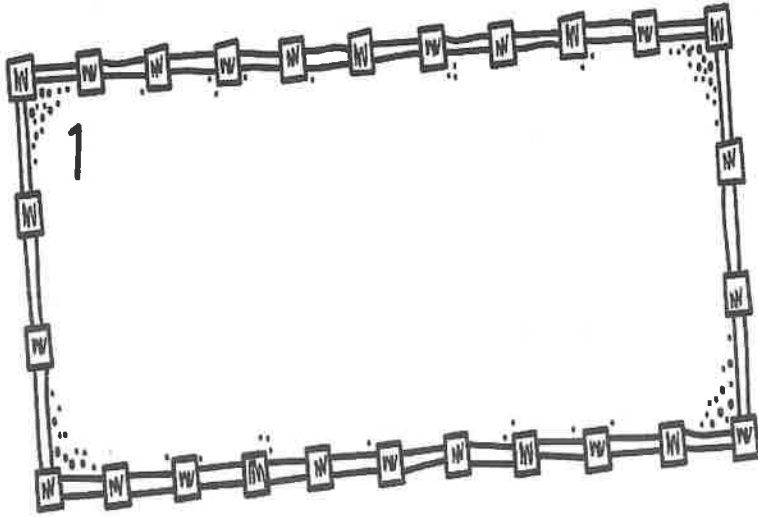


This is my self portrait.



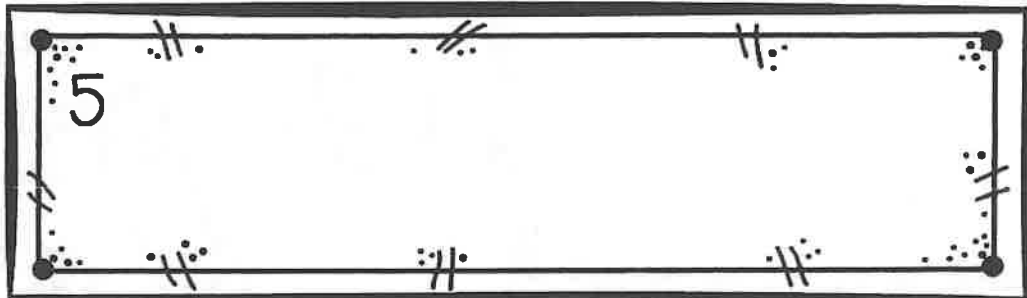


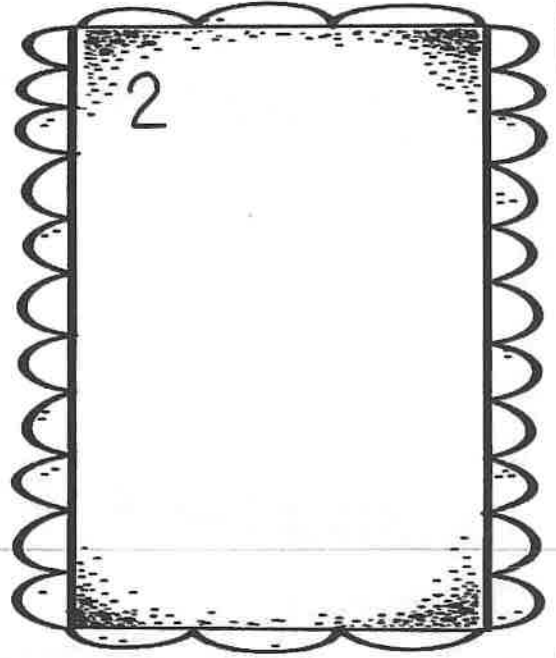

Top Five Moments

These were the top five moments this year:



Summer Plans

These are the top 5 things I'm looking forward to doing this summer:





Handwriting practice row with a solid top line, a dashed middle line, and a solid bottom line.



Handwriting practice row with a solid top line, a dashed middle line, and a solid bottom line.



Handwriting practice row with a solid top line, a dashed middle line, and a solid bottom line.



Handwriting practice row with a solid top line, a dashed middle line, and a solid bottom line.



Handwriting practice row with a solid top line, a dashed middle line, and a solid bottom line.



Handwriting practice row with a solid top line, a dashed middle line, and a solid bottom line.



Handwriting practice lines consisting of six sets of horizontal lines. Each set includes a solid top line, a dashed middle line, and a solid bottom line.



Sock Toss- How many times can you toss the socks into the basket or bucket in one minute? We are underhand tossing (stepping with the opposite foot) the socks (rolled up & one at a time) into the target. After throwing the 5 socks, run and retrieve them to keep going for 1 minute. Keep track of how many you make into the target.

*Kindergarten and First 6 feet
Second and Third 8 feet
Fourth and Fifth 10 feet*



Fun

Here is a virtual field day for you and your family to participate in. The theme this year is "Minute to Win It". Each activity should be done for one minute or less. Remember to have FUN and be SAFE! These activities can be done in one day or spread out over several days. Repeat as many times as you want to.

Field Day Activities

K-5

Water Bottle Flip- How many times can you flip the bottle to land right side up in a minute?



1 point



Penguin Walk- How many laps can you make walking like a penguin in a minute? Place a ball or balloon between your knees and go!



*Kindergarten and First 6 feet
Second and Third 8 feet
Fourth and Fifth 10 feet*

Milk Jug Carry- How many laps can you carry 2 milk jugs in a minute? Remember that a lap is counted when you return to the starting point. Fill 2 milk jugs with water and make sure the top is on tight! Hold onto the jugs, one in each hand, and see how many laps you can do.



*Kindergarten - Second 5 yards
Third - Fifth 10 yards*

Cookie Face- How fast can you get a cookie from your forehead to your mouth without using your hands? Place a cookie on your forehead. On the signal Go, try to move the cookie down your face and into your mouth without using your hands. Remember you only have one minute to attempt this challenge.



Stack It Up- How quickly can you stack pennies? Take the number of pennies slated for your grade and place them in a pile on a table. Using only one hand, stack the pennies in one stack.



K-1 20 2-3 30 4-5 40

Sack Race- Hop into a pillow case and hop back and forth as many times as you can in one minute! This can be completed inside or outside. We are going to count laps, so every time you return to the starting point is one lap.



*Kindergarten and First 6 feet
Second and Third 8 feet
Fourth and Fifth 10 feet*

