

# ParentSquare 2022-2023

FRSD- Community Engagement  
8-15-22

# ParentSquare– Getting Started

## District Goal:

- Inform parents and guardians of safety alerts, school events, and general school information in a consistent and timely way.



# What is ParentSquare?

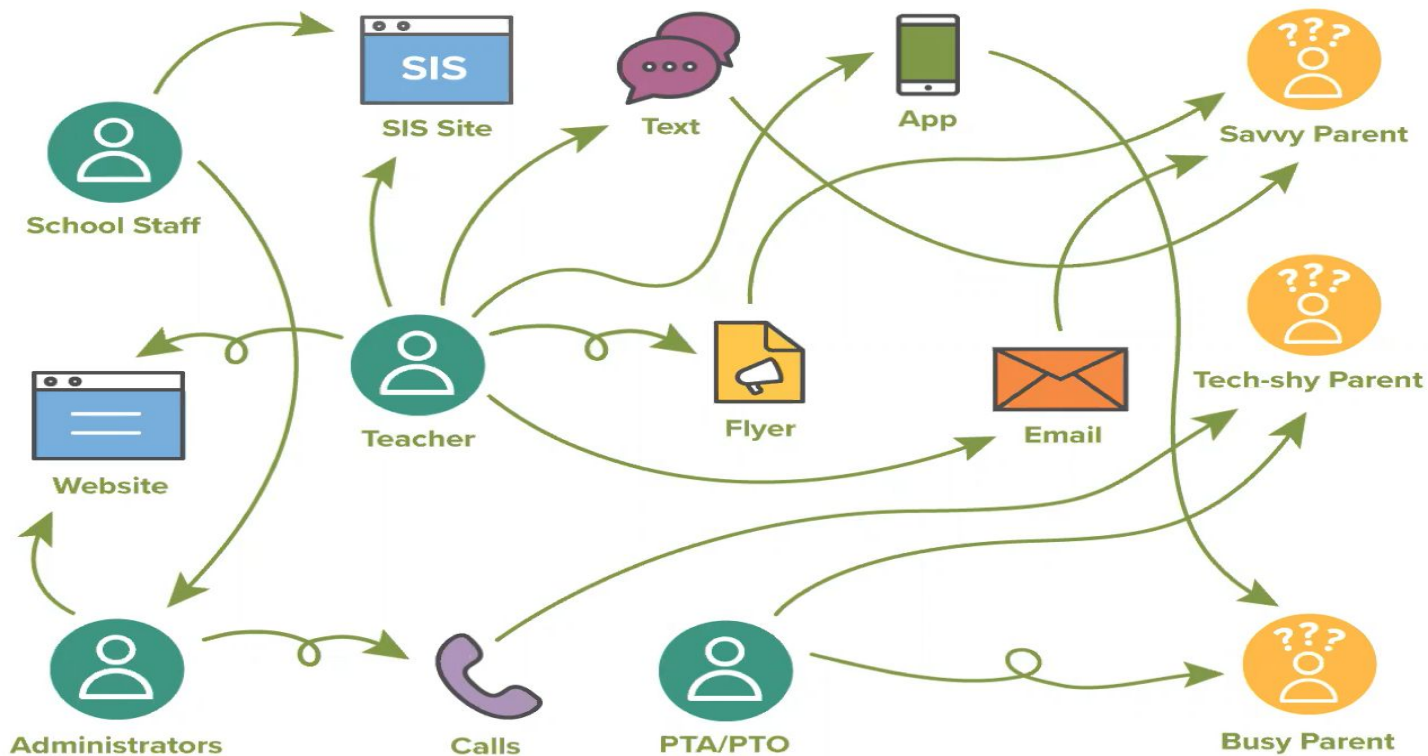


ParentSquare is an easy-to-use communication tool that combines multiple communication streams into one easy-to-use app for families and staff.

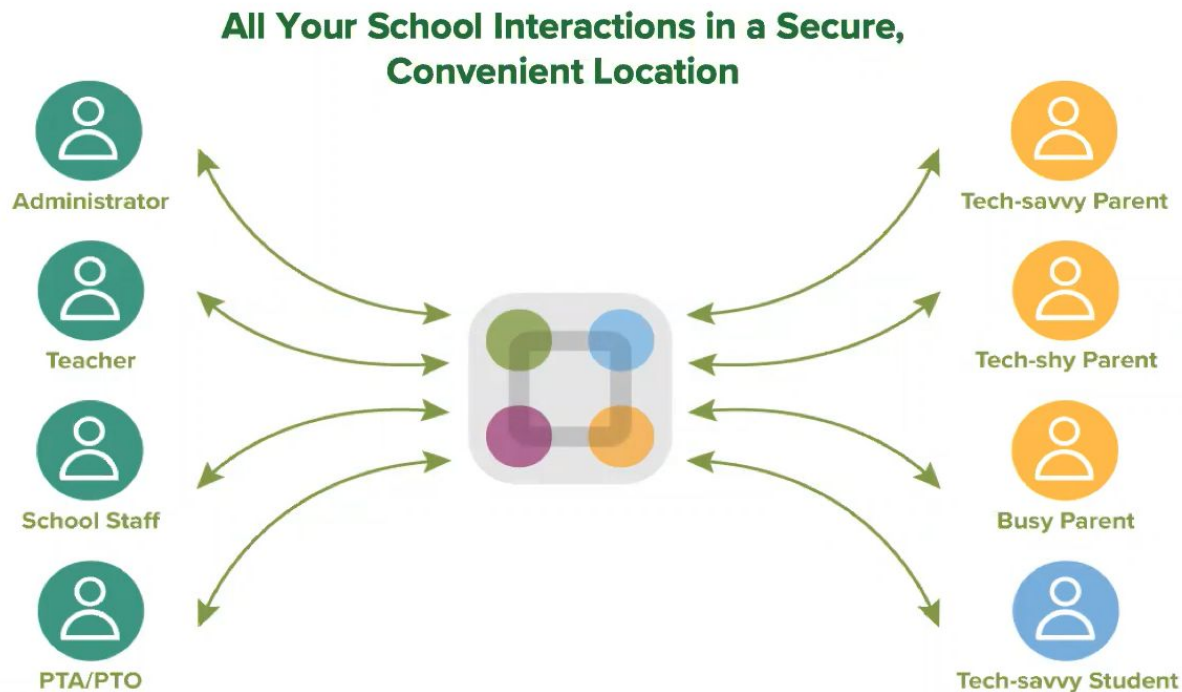
## What you can do with ParentSquare:

- Receive messages from school via email, text or mobile app
- Choose to receive information as it comes (Instant) or all at once at around 6:00 pm (Daily Digest)
- Communicate in your preferred language
- Two-way texting with translation between staff and families
- Attendance notification with the option to send in a digital note to excuse your student's absence
- Sign up for parent-teacher conferences
- Sign forms and permission slips, receive report cards, sign up to volunteer **and more** all from your computer or mobile device

# Before ParentSquare... So many choices!



# After ParentSquare... Stream-lined communication

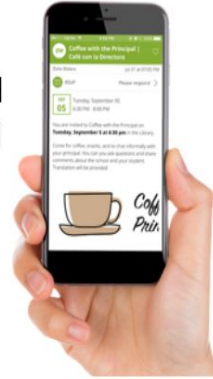


# How ParentSquare Works

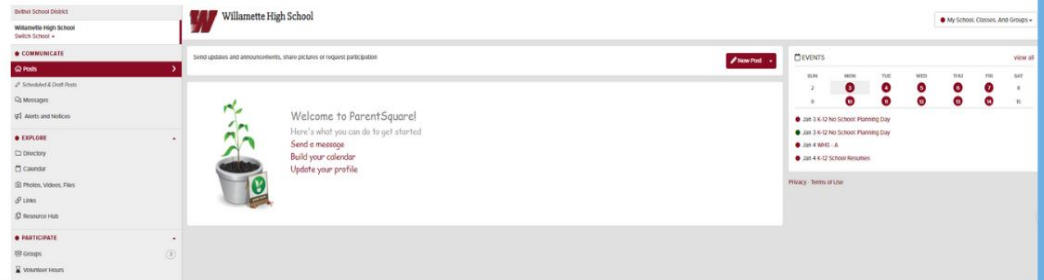


1. Teachers and staff share information on ParentSquare

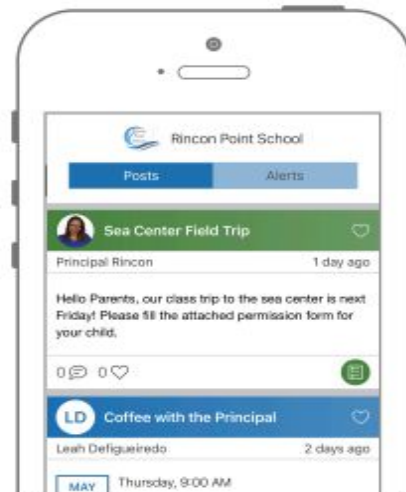
2. Parents receive messages, respond and get automated reminders!



3. Everyone has easy access to all communication in one place



# Get Started in 3 Easy Steps!



**1.** Download the free iOS or Android mobile app.

**2.** Log in with your email or phone registered with the school.

**3.** Start receiving posts relevant to your student.

# How to Make Sure You Stay Connected



Activate your account & login.



Make sure the school has your correct email AND mobile phone number.



Set your notification preferences in ParentSquare.



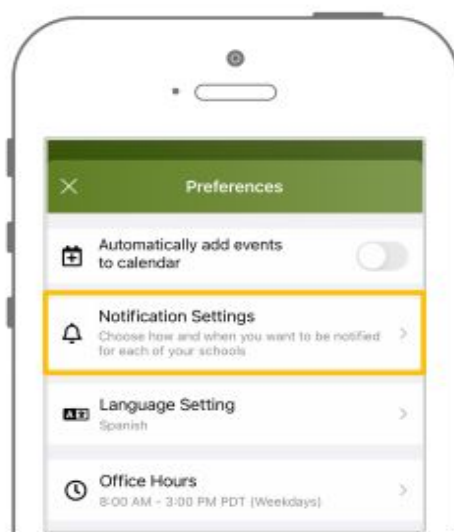
ParentSquare™



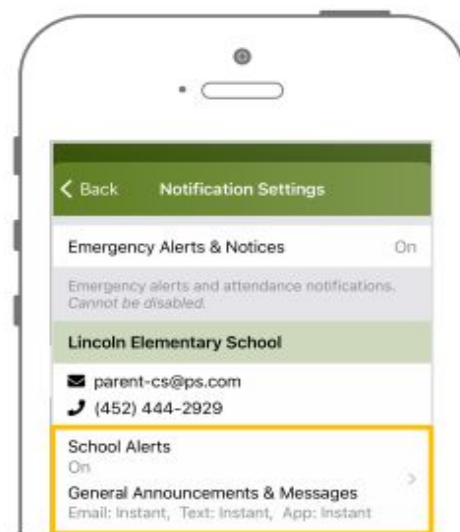
# Choose Your Notification Preferences



1. Tap the '☰' icon at the top left corner. Tap 'Account' and then 'Preferences'



2. Tap 'Notification Settings'



3. Select how you'd like to be notified

# ParentSquare Quick Tips



## ParentSquare Tips for Parents

### 1 Activate Account

Click the link in your invitation email/text or sign up on ParentSquare.com or via the ParentSquare app.

### 2 Download App

It's easy to stay in the loop with the ParentSquare app. Download it now from the App store or Google Play.

### 3 Set Preferences

Click your name in the top right to visit your account page and set your notification and language preferences.

### 4 Get Photos & Files

Click 'Photos & Files' in sidebar to easily access pictures, forms and documents that have been shared with you.

### 5 Appreciate Posts

Click 'Appreciate' in your email/ app or website to thank a teacher or staff for a post. Teachers love the appreciation.

### 6 Comment or Reply

Click 'Comment' in app or website to privately ask a question about the post that your teacher or school sent.

### 7 Participate

Click 'Sign Ups & RSVPs' in the sidebar to see available opportunities. Click bell on top to check your commitments.

### 8 Join a Group

Click 'Groups' in the sidebar to join a group or committee at your school to participate or to stay up-to-date.

### 9 Find People

Click 'Directory' in the sidebar to find contact information for teachers and parents (not available at all schools).

### 10 Get in Touch

Click 'Messages' in the sidebar to privately get in touch with staff, teachers and parent leaders.



# ParentSquare™

---

Building a positive and supportive school community

For a parent webinar, visit here: <https://player.vimeo.com/video/678443118?h=eef27f8b26>